

MISCELLANEOUS INFORMATION

PERIMETER:-	82'6-3/4"
SURFACE AREA:	456.9 SQ FT
VOLUME:	11,225 IMP GALS 51,034 L

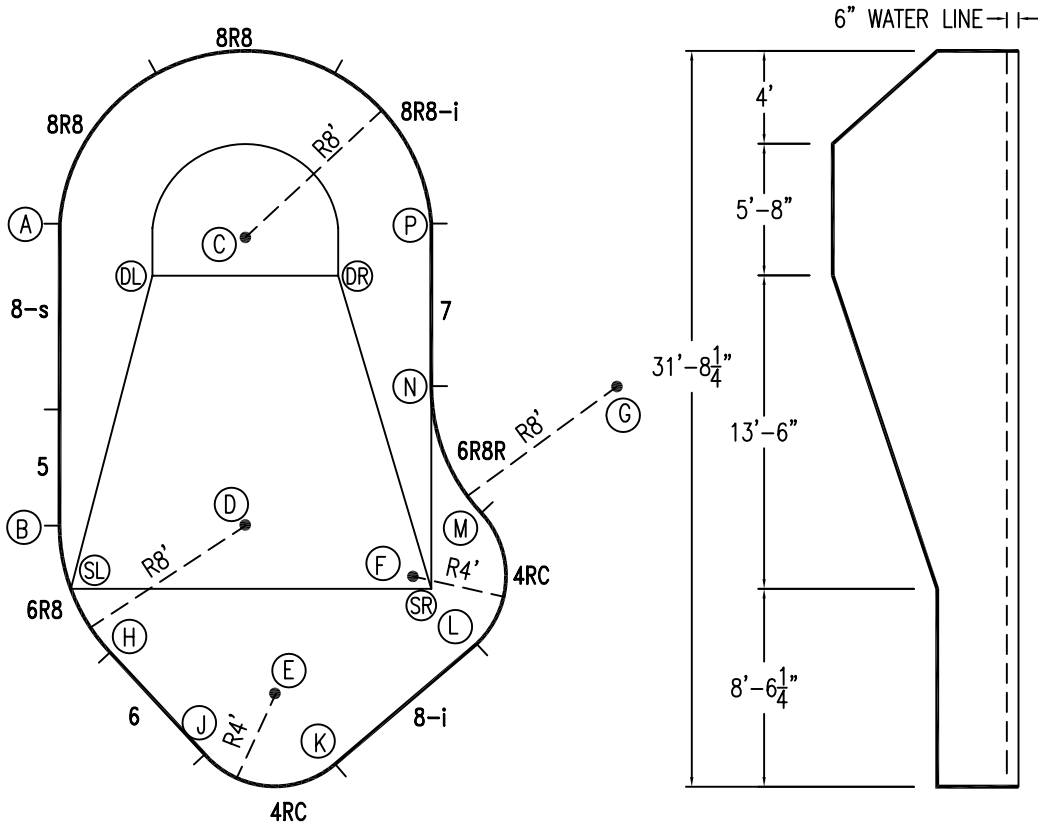
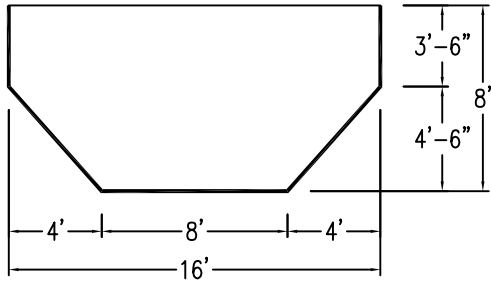
PARTS LIST

CODE	QTY	DESCRIPTION
8-s	1	8' Skimmer
8R8-i	1	8' Return x 8' Radius
8-i	1	8' Return
7	1	7' Plain
6	1	6' Plain
5	1	5' Plain
8R8	2	8' Plain x 8' Radius
6R8	1	6' Plain x 8' Radius
6R8R	1	6' Plain x 8' Reverse Radius
4RC	2	6'3-3/8 Plain x 4' Rad Cnr
AF	12	A-Frame
S	24	Stake
NB	72	Nuts & Bolts

CONCRETE DECK INFO

WIDTH	AREA	NET INCREASES FOR:-			
		STEPS	DIVING	SLIDE	ROLLER
2'	179	13	27	24	10
2'6"	227	17	31	20	10
3'	287	20	36	16	10

All Figures Represent "Sq Ft"

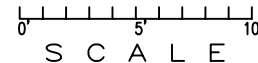


INSTALLATION DATA

From Point "A" to:-		From Point "B" to:-	
B	13'-0"	B	14'-8 7/8"
C	8'-0 1/4"	C	14'-8 7/8"
D	15'-3 1/8"	D	8'-0"
E	22'-3 3/8"	E	11'-9 3/8"
F	21'-6 1/4"	F	15'-4 5/8"
G	25'-0 1/8"	G	24'-8 3/4"
H	18'-6 7/8"	H	5'-10 3/8"
J	23'-8 1/8"	J	11'-7 7/8"
K	26'-1 7/8"	K	15'-8 5/8"
L	25'-6 1/8"	L	18'-8 1/8"
M	22'-0 1/4"	M	18'-1 7/8"
N	17'-5 3/4"	N	17'-1 1/8"
P	16'-0"	P	20'-7 1/4"
SR	22'-5 1/2"	SR	16'-3"
SL	15'-9 1/4"	SL	2'-9 5/8"
DR	12'-2 1/2"	DR	16'-1 1/4"
DL	4'-7 1/8"	DL	11'-5 3/8"

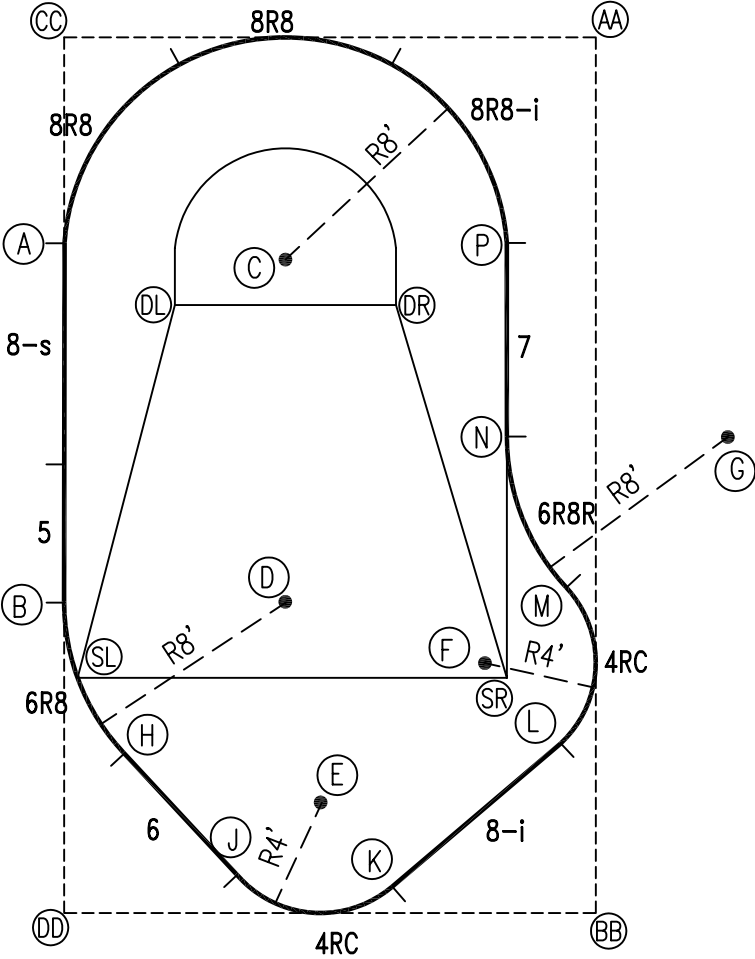
NOTICE

SWIMMING POOLS AND ACCESSORIES (INCLUDING DIVING BOARDS) ARE DANGEROUS WHEN IMPROPERLY USED OR INSTALLED. IT IS THE RESPONSIBILITY OF MUNICIPAL OFFICIALS, BUILDERS AND POOL OWNERS TO ADHERE TO ALL SAFETY RECOMMENDATIONS AND STANDARDS ISSUED BY THE POOL & HOT TUB COUNCIL, LOCAL AUTHORITIES AND EQUIPMENT MANUFACTURERS. PLEASE REFER TO DIVING BOARD MANUFACTURERS FOR CORRECT POSITIONING AND INSTALLATION OF DIVING EQUIPMENT.



EXTERNAL INSTALLATION DATA

AA TO:	BB TO:	CC TO:	DD TO:
AA ---	AA 31'-8 1/8"	AA 19'-2 3/4"	AA 37'-0 5/8"
BB ---	BB ---	BB 37'-0 5/8"	BB 19'-2 3/4"
CC ---	CC ---	CC ---	CC 31'-8 1/8"
A 20'-7 1/8"	A 30'-11 3/8"	A 7'-4 7/8"	A 24'-3 1/8"
B 28'-0 1/2"	B 22'-3 1/2"	B 20'-4 7/8"	B 11'-3 1/8"
C 13'-9 5/8"	C 26'-1 7/8"	C 11'-4 1/8"	C 24'-11 1/2"
D 23'-3 7/8"	D 15'-10 1/2"	D 21'-11 1/2"	D 13'-9 3/8"
E 29'-4 7/8"	E 10'-8 1/8"	E 29'-2 1/2"	E 10'-1 5/8"
F 22'-11 3/4"	F 9'-10 5/8"	F 27'-3 1/4"	F 17'-8 1/2"
G 15'-2 3/4"	G 17'-10 3/8"	G 28'-0 1/4"	G 29'-6 1/2"
H 31'-2 1/4"	H 19'-0 1/4"	H 25'-6 1/8"	H 6'-3 3/4"
J 32'-11 1/4"	J 13'-0 7/8"	J 30'-10 3/4"	J 6'-4 5/8"
K 31'-7 1/8"	K 7'-5 1/8"	K 32'-11 1/4"	K 11'-10 3/4"
L 25'-6 7/8"	L 6'-3 1/8"	L 31'-2 5/8"	L 18'-11 5/8"
M 19'-11"	M 11'-9 7/8"	M 26'-11 1/4"	M 21'-7 3/4"
N 14'-9 1/2"	N 17'-6 3/8"	N 21'-6 3/4"	N 23'-6 3/8"
P 8'-1 1/4"	P 24'-5 3/8"	P 17'-7 7/8"	P 29'-0 5/8"
SR 23'-4 5/8"	SR 9'-1 1/8"	SR 28'-1 7/8"	SR 18'-1 5/8"
SL 29'-9 5/8"	SL 20'-6 7/8"	SL 23'-2"	SL 8'-6 1/4"
DR 12'-0 7/8"	DR 23'-1 3/4"	DR 15'-5 1/8"	DR 25'-0 5/8"
DL 18'-0 1/2"	DL 26'-8 7/8"	DL 10'-5 3/4"	DL 22'-4 1/4"



0' 5' 10'  
SCALE

HIGHBURY POOLS LTD

BAHAMA - RIGHT 16 x 19 x 32

DRAWING REFERENCE #  
2-19-32-2

DRAWN BY: BJK  
REV. 14 NOV 2006  
SHEET 2 OF 2