

MISCELLANEOUS INFORMATION

| | |
|---------------|---------------------------|
| PERIMETER: | 63'8" |
| SURFACE AREA: | 271 SQ FT |
| VOLUME: | 6551 IMP GALS 29807 LITER |

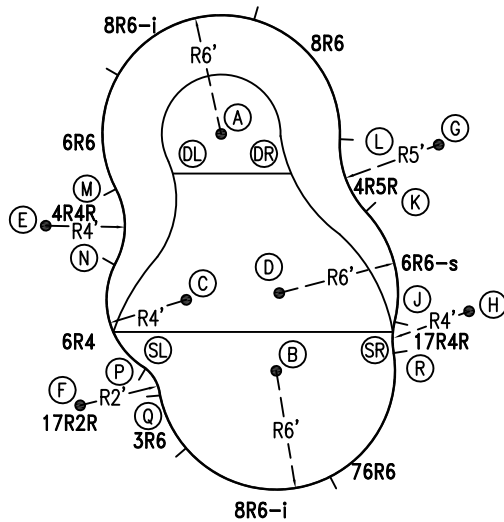
CONCRETE DECK INFO

| WIDTH | AREA | NET INCREASES FOR: | | | |
|-------|------|--------------------|--------|-------|--------|
| | | STEPS | DIVING | SLIDE | ROLLER |
| 2' | 140 | 13 | 27 | 24 | 10 |
| 2'6" | 179 | 17 | 31 | 20 | 10 |
| 3' | 219 | 20 | 36 | 16 | 10 |

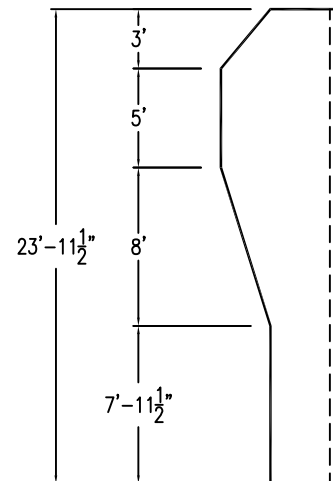
All Figures Represent "Sq Ft"

PARTS LIST

| CODE | QTY | DESCRIPTION |
|-------|-----|--------------------------------|
| 17R4R | 1 | 1'7" Plain x 4' Reverse Radius |
| 6R6-s | 1 | 6' Skimmer x 6' Radius |
| 4R5R | 1 | 4' Plain x 5' Reverse Radius |
| 8R6 | 1 | 8' Plain x 6' Radius |
| 8R6-i | 2 | 8' Return x 6' Radius |
| 6R6 | 1 | 6' Plain x 6' Radius |
| 4R4R | 1 | 4' Plain x 4' Reverse Radius |
| 6R4 | 1 | 6' Plain x 4' Radius |
| 17R2R | 1 | 1'7" Plain x 2' Reverse Radius |
| 3R6 | 1 | 3' Plain x 6' Radius |
| 76R6 | 1 | 7'6" Plain x 6' Radius |
| AF | 12 | A-Frame |
| S | 24 | Stakes |
| NB | 72 | Nuts & Bolts |



6" WATER LINE

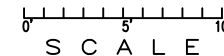


INSTALLATION DATA

| From Point "A" to:- | | From Point "B" to:- | |
|---------------------|-------------|---------------------|------------|
| B | 12'-3 1/4" | B | 5'-9 1/2" |
| C | 8'-6 3/4" | C | 3'-11" |
| D | 8'-6 1/2" | D | 13'-9" |
| E | 10'-0" | E | 7'-11 3/4" |
| F | 14'-3 3/4" | F | 14'-0 3/4" |
| G | 11'-0" | G | 10'-0" |
| H | 16'-4 1/2" | H | 6'-5 1/2" |
| J | 12'-10 3/4" | J | 9'-2 1/2" |
| K | 8'-3 1/2" | K | 12'-1 1/2" |
| L | 6'-0" | L | 12'-2 3/4" |
| M | 8'-6 1/4" | M | 9'-9" |
| N | 12'-5 1/4" | N | 6'-7" |
| P | 13'-6 3/4" | P | 6'-0" |
| Q | 14'-1" | Q | 6'-0" |
| R | 11'-4 1/2" | R | 8'-5 1/2" |
| SL | 13'-2 3/4" | SL | 6'-2 1/2" |
| SR | 3'-1 3/4" | SR | 11'-3" |
| DL | 4'-0 3/4" | DL | 9'-11 3/4" |

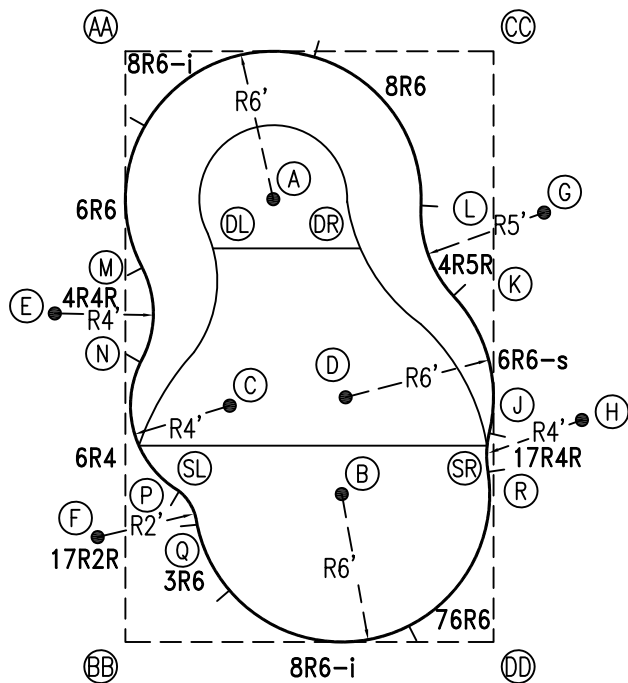
14'-11"

*ALL DIMENSIONS ARE FINISHED



NOTICE

SWIMMING POOLS AND ACCESSORIES (INCLUDING DIVING BOARDS) ARE DANGEROUS WHEN IMPROPERLY USED OR INSTALLED. IT IS THE RESPONSIBILITY OF MUNICIPAL OFFICIALS, BUILDERS AND POOL OWNERS TO ADHERE TO ALL SAFETY RECOMMENDATIONS AND STANDARDS ISSUED BY THE POOL & HOT TUB COUNCIL, LOCAL AUTHORITIES AND EQUIPMENT MANUFACTURERS. PLEASE REFER TO DIVING BOARD MANUFACTURERS FOR CORRECT POSITIONING AND INSTALLATION OF DIVING EQUIPMENT.

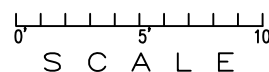


EXTERNAL INSTALLATION DATA

| AA TO: | BB TO: | CC TO: | DD TO: |
|---------------|----------------|----------------|----------------|
| AA -- | AA 23'-11 1/2" | AA 14'-11 1/4" | AA 28'-2 3/4" |
| BB -- | BB -- | BB 28'-2 3/4" | BB 14'-11 1/4" |
| CC -- | CC -- | CC -- | CC 23'-11 1/2" |
| A 8'-5 3/4" | A 18'-11 1/4" | A 10'-9" | A 20'-0 3/4" |
| B 20'-0" | B 10'-7 1/2" | B 18'-11 3/4" | B 8'-7" |
| C 14'-11 3/4" | C 10'-5 3/4" | C 17'-11" | C 14'-4 1/4" |
| D 16'-7 1/2" | D 13'-4 1/4" | D 15'-3 1/4" | D 11'-7 1/4" |
| E 11'-0" | E 13'-7 1/2" | E 20'-8 3/4" | E 22'-2 3/4" |
| F 19'-4 3/4" | F 4'-7 3/4" | F 23'-11" | F 14'-8 3/4" |
| G 18'-2 1/2" | G 24'-3 3/4" | G 6'-10 1/4" | G 17'-6 1/2" |
| H 24'-9 3/4" | H 20'-1 1/2" | H 16'-9 1/2" | H 8'-5 1/4" |
| J 21'-4 3/4" | J 17'-0" | J 15'-5 3/4" | J 8'-5 1/2" |
| K 16'-7 1/4" | K 19'-4" | K 10'-0 3/4" | K 14'-1 1/2" |
| L 13'-6 1/4" | L 21'-4 1/2" | L 6'-10 3/4" | L 17'-11 1/4" |
| M 8'-9 1/2" | M 15'-2 1/4" | M 16'-8 3/4" | M 20'-9 3/4" |
| N 12'-7 1/2" | N 11'-4 1/4" | N 19'-1" | N 18'-3 1/4" |
| P 17'-11 3/4" | P 6'-5 3/4" | P 21'-11" | P 14'-1 3/4" |
| Q 19'-5" | Q 5'-6 3/4" | Q 22'-7 3/4" | Q 12'-11" |
| R 22'-6 1/4" | R 16'-2 3/4" | R 17'-0 3/4" | R 6'-10 3/4" |
| SL 16'-0" | SL 7'-11 3/4" | SL 21'-6 1/4" | SL 16'-5 1/4" |
| SR 21'-8 1/2" | SR 16'-8 1/4" | SR 16'-0" | SR 7'-11 1/2" |
| DL 8'-9" | DL 16'-4 1/4" | DL 13'-10 3/4" | DL 19'-7 1/4" |
| DR 12'-5 1/4" | DR 18'-7" | DR 9'-7 3/4" | DR 16'-10 1/4" |

DIAGONALS

| From Point "J" to:- | From Point "K" to:- |
|---------------------|---------------------|
| K 5'-9" | K |
| L 9'-7 5/8" | L 3'-10 3/4" |
| M 15'-7 1/8" | M 12'-8 1/8" |
| N 14'-5 1/8" | N 12'-11 5/8" |
| P 12'-9 1/2" | P 13'-7 3/4" |
| Q 12'-4 7/8" | Q 13'-11 1/4" |
| R 1'-6 7/8" | R 7'-3 3/8" |



NOTICE

SWIMMING POOLS AND ACCESSORIES (INCLUDING DIVING BOARDS) ARE DANGEROUS WHEN IMPROPERLY USED OR INSTALLED. IT IS THE RESPONSIBILITY OF MUNICIPAL OFFICIALS, BUILDERS AND POOL OWNERS TO ADHERE TO ALL SAFETY RECOMMENDATIONS AND STANDARDS ISSUED BY THE POOL & HOT TUB COUNCIL, LOCAL AUTHORITIES AND EQUIPMENT MANUFACTURERS. PLEASE REFER TO DIVING BOARD MANUFACTURERS FOR CORRECT POSITIONING AND INSTALLATION OF DIVING EQUIPMENT.