

MISCELLANEOUS INFORMATION

PERIMETER:	63'8"
SURFACE AREA:	271 SQ FT
VOLUME:	6551 IMP GALS 29807 LITER

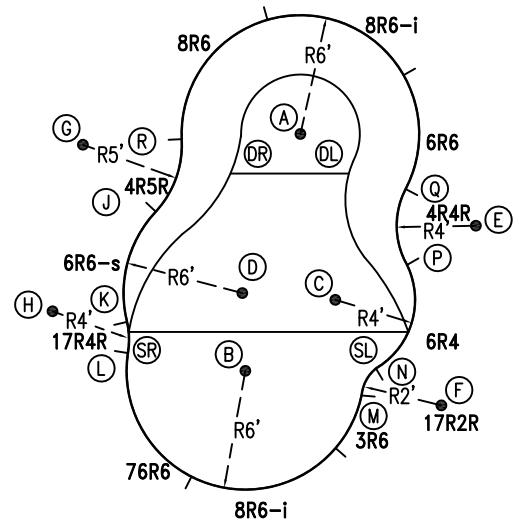
CONCRETE DECK INFO

WIDTH	AREA	NET INCREASES FOR:			
		STEPS	DIVING	SLIDE	ROLLER
2'	140	13	27	24	10
2'6"	179	17	31	20	10
3'	219	20	36	16	10

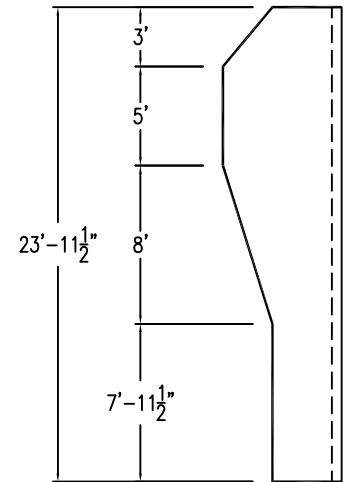
All Figures Represent "Sq Ft"

PARTS LIST

CODE	QTY	DESCRIPTION
17R4R	1	1'7" Plain x 4' Reverse Radius
6R6-s	1	6' Skimmer x 6' Radius
4R5R	1	4' Plain x 5' Reverse Radius
8R6	1	8' Plain x 6' Radius
8R6-i	2	8' Return x 6' Radius
6R6	1	6' Plain x 6' Radius
4R4R	1	4' Plain x 4' Reverse Radius
6R4	1	6' Plain x 4' Radius
17R2R	1	1'7" Plain x 2' Reverse Radius
3R6	1	3' Plain x 6' Radius
76R6	1	7'6" Plain x 6' Radius
AF	12	A-Frame
S	24	Stakes
NB	72	Nuts & Bolts



6" WATER LINE

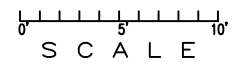


INSTALLATION DATA

From Point "A" to:-		From Point "B" to:-	
B	12'-3 1/4"	B	5'-9 1/2"
C	8'-6 3/4"	C	3'-11"
D	8'-6 1/2"	D	13'-9"
E	10'-0"	E	10'-0 1/2"
F	15'-5 1/4"	F	14'-0 3/4"
G	11'-0"	G	10'-2 1/4"
H	8'-3 1/2"	H	9'-2 1/2"
J	15'-4 3/4"	J	6'-5 1/2"
K	12'-10 3/4"	K	6'-0"
L	8'-3 1/2"	L	6'-0"
M	14'-1"	M	12'-2 3/4"
N	13'-6 3/4"	N	12'-1 1/2"
P	12'-5 1/4"	P	6'-2 1/2"
Q	8'-6 1/4"	Q	8'-5 1/2"
SL	6'-0"	SL	9'-11 3/4"
SR	6'-0"	SR	11'-3"
DL	13'-2 3/4"	DL	
DR	11'-4 1/2"	DR	

14'-11"

*ALL DIMENSIONS ARE FINISHED

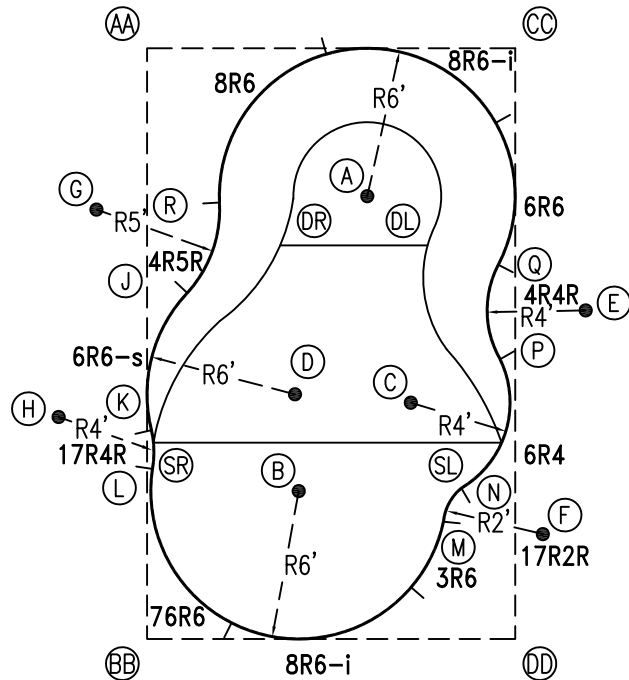


NOTICE

SWIMMING POOLS AND ACCESSORIES (INCLUDING DIVING BOARDS) ARE DANGEROUS WHEN IMPROPERLY USED OR INSTALLED. IT IS THE RESPONSIBILITY OF MUNICIPAL OFFICIALS, BUILDERS AND POOL OWNERS TO ADHERE TO ALL SAFETY RECOMMENDATIONS AND STANDARDS ISSUED BY THE POOL & HOT TUB COUNCIL, LOCAL AUTHORITIES AND EQUIPMENT MANUFACTURERS. PLEASE REFER TO DIVING BOARD MANUFACTURERS FOR CORRECT POSITIONING AND INSTALLATION OF DIVING EQUIPMENT.

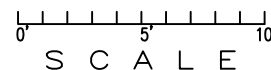
EXTERNAL INSTALLATION DATA

AA TO:	BB TO:	CC TO:	DD TO:
AA ---	AA 23'-11 1/2"	AA 14'-11 1/4"	AA 28'-2 3/4"
BB ---	BB ---	BB 28'-2 3/4"	BB 14'-11 1/4"
CC ---	CC ---	CC ---	CC 23'-11 1/2"
A 10'-9"	A 20'-0 3/4"	A 8'-5 3/4"	A 18'-11 1/4"
B 18'-11 3/4"	B 8'-7"	B 20'-0"	B 10'-7 1/2"
C 17'-11"	C 14'-4 1/4"	C 14'-11 3/4"	C 10'-5 3/4"
D 15'-3 1/4"	D 11'-7 1/4"	D 16'-7 1/2"	D 13'-4 1/4"
E 20'-8 3/4"	E 22'-2 3/4"	E 11'-0"	E 13'-7 1/2"
F 25'-5"	F 16'-7 1/4"	F 19'-8 3/4"	F 4'-4 3/4"
G 6'-10 1/4"	G 17'-6 1/2"	G 18'-2 1/2"	G 24'-3 3/4"
H 15'-4 1/2"	H 9'-8 1/4"	H 23'-9 1/2"	H 20'-7"
J 10'-0 3/4"	J 14'-1 1/2"	J 16'-7 1/4"	J 19'-4"
K 15'-5 3/4"	K 8'-5 1/2"	K 21'-4 3/4"	K 17'-0"
L 17'-0 3/4"	L 6'-10 3/4"	L 22'-6 1/4"	L 16'-2 3/4"
M 22'-7 3/4"	M 12'-11"	M 19'-5"	M 5'-6 3/4"
N 21'-11"	N 14'-1 3/4"	N 17'-11 3/4"	N 6'-5 3/4"
P 19'-1"	P 18'-3 1/4"	P 12'-7 1/2"	P 11'-4 1/4"
Q 16'-8 3/4"	Q 20'-9 3/4"	Q 8'-9 1/2"	Q 15'-2 1/4"
R 6'-10 3/4"	R 17'-11 1/4"	R 13'-6 1/4"	R 21'-4 1/2"
SL 16'-0"	SL 7'-11 1/2"	SL 21'-8 1/2"	SL 16'-8 1/4"
SR 21'-6 1/4"	SR 16'-5 1/4"	SR 16'-0"	SR 7'-11 3/4"
DL 9'-7 3/4"	DL 16'-10 1/4"	DL 12'-5 1/4"	DL 18'-7"
DR 13'-10 3/4"	DR 19'-7 1/4"	DR 8'-9"	DR 16'-4 1/4"



DIAGONALS

From Point "J" to:-	From Point "K" to:-
K 5'-9"	K
L 7'-3 3/8"	L 1'-6 7/8"
M 13'-11 1/4"	M 12'-4 7/8"
N 13'-7 3/4"	N 12'-9 1/2"
P 12'-11 5/8"	P 14'-5 1/8"
Q 12'-8 1/8"	Q 15'-7 1/8"
R 3'-10 3/4"	R 9'-7 5/8"



NOTICE

SWIMMING POOLS AND ACCESSORIES (INCLUDING DIVING BOARDS) ARE DANGEROUS WHEN IMPROPERLY USED OR INSTALLED. IT IS THE RESPONSIBILITY OF MUNICIPAL OFFICIALS, BUILDERS AND POOL OWNERS TO ADHERE TO ALL SAFETY RECOMMENDATIONS AND STANDARDS ISSUED BY THE POOL & HOT TUB COUNCIL, LOCAL AUTHORITIES AND EQUIPMENT MANUFACTURERS. PLEASE REFER TO DIVING BOARD MANUFACTURERS FOR CORRECT POSITIONING AND INSTALLATION OF DIVING EQUIPMENT.