

MISCELLANEOUS INFORMATION

PERIMETER: 88'-6"
SURFACE AREA: 497.2 SQ FT
VOLUME: 13220 IMP GALS 60151 L

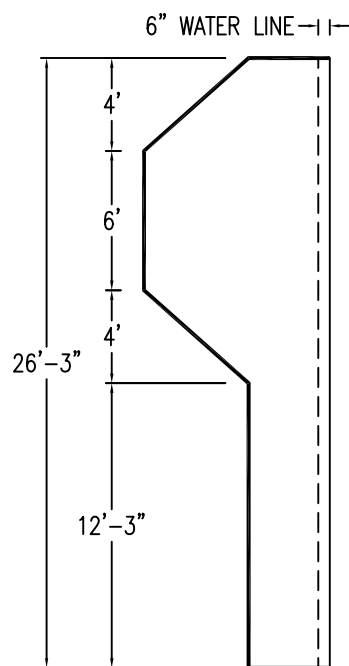
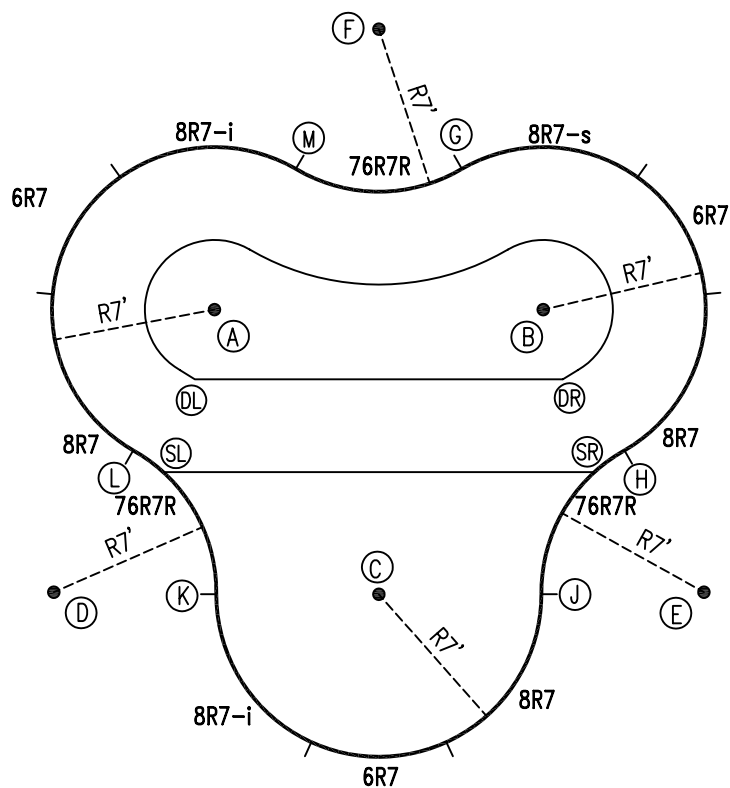
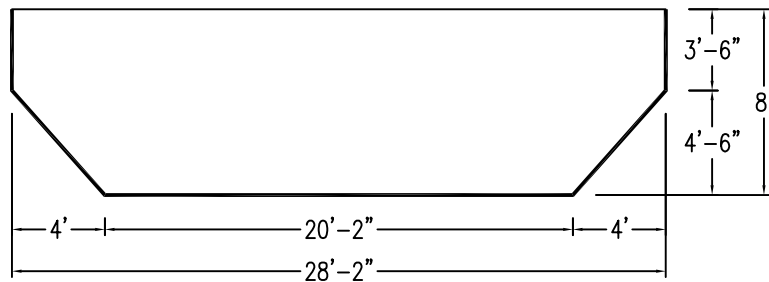
PARTS LIST

CODE	QTY	DESCRIPTION
8R7-s	1	8' Skimmer x 7' Radius
8R7-i	2	8' Return x 7' Radius
8R7	3	8' Plain x 7' Radius
6R7	3	6' Plain x 7' Radius
76R7R	3	7'6" Plain x 7' Reverse Rad
AF	12	A-Frame
S	24	Stake
NB	72	Nuts & Bolts

CONCRETE DECK INFO

WIDTH	AREA	NET INCREASES FOR:			
		STEPS	DIVING	SLIDE	ROLLER
2'	190	13	27	24	10
2'6"	241	17	31	20	10
3'	294	20	36	16	10

All Figures Represent "Sq Ft"



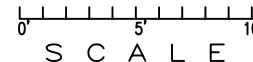
INSTALLATION DATA

From Point "A" to:-		From Point "B" to:-	
B	14'-1 7/8"	B	14'-1 7/8"
C	14'-1 7/8"	C	14'-1 7/8"
D	14'-0"	D	24'-4"
E	24'-4"	E	14'-0"
F	14'-0"	F	14'-0"
G	12'-3 1/8"	G	7'-0"
H	18'-7 7/8"	H	7'-0"
J	18'-7 7/8"	J	12'-3 1/8"
K	12'-3 1/8"	K	18'-7 7/8"
L	7'-0"	L	18'-7 7/8"
M	7'-0"	M	12'-3 1/8"
SL	7'-4"	SL	17'-9 1/2"
SR	17'-9 1/2"	SR	7'-4"
DL	3'-1 3/8"	DL	15'-3 5/8"
DR	15'-3 5/8"	DR	3'-1 3/8"

NOTICE

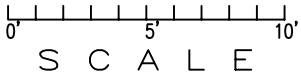
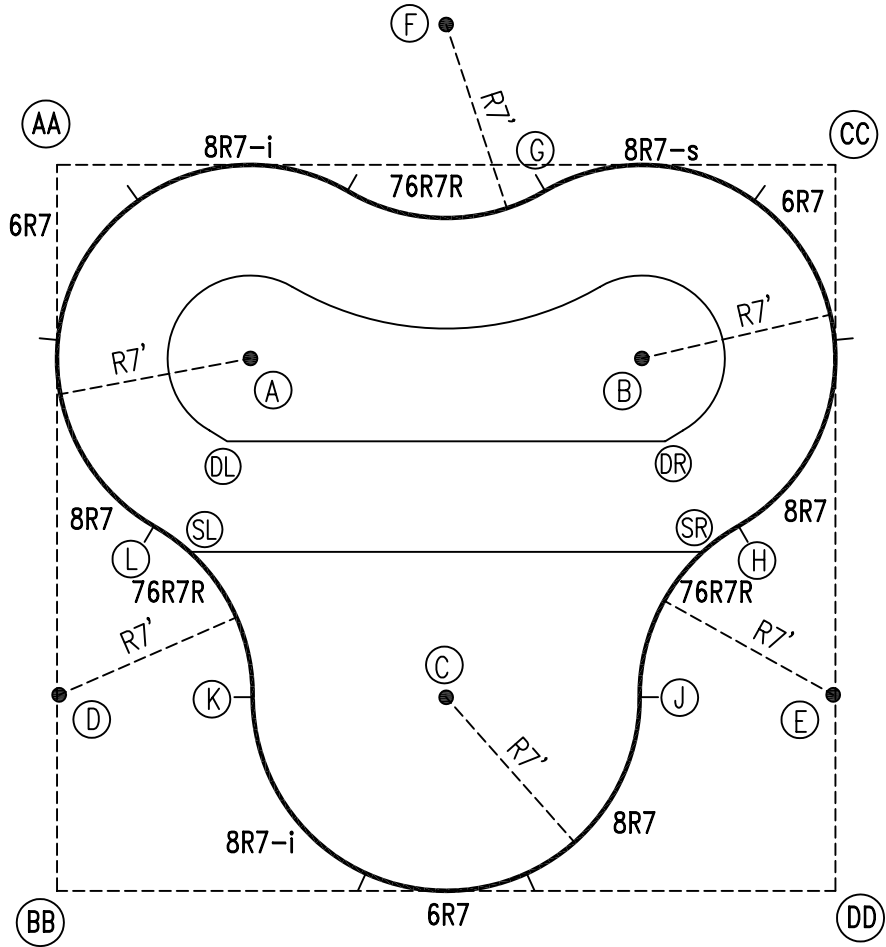
SWIMMING POOLS AND ACCESSORIES (INCLUDING DIVING BOARDS) ARE DANGEROUS WHEN IMPROPERLY USED OR INSTALLED. IT IS THE RESPONSIBILITY OF MUNICIPAL OFFICIALS, BUILDERS AND POOL OWNERS TO ADHERE TO ALL SAFETY RECOMMENDATIONS AND STANDARDS ISSUED BY THE POOL & HOT TUB COUNCIL, LOCAL AUTHORITIES AND EQUIPMENT MANUFACTURERS. PLEASE REFER TO DIVING BOARD MANUFACTURERS FOR CORRECT POSITIONING AND INSTALLATION OF DIVING EQUIPMENT.

*ALL DIMENSIONS ARE FINISHED



EXTERNAL INSTALLATION DATA

AA TO:	BB TO:	CC TO:	DD TO:
AA ---	AA 26'-3 1/8"	AA 28'-1 7/8"	AA 38'-6"
BB ---	BB ---	BB 38'-6"	BB 28'-1 7/8"
CC ---	CC ---	CC ---	CC 26'-3 1/8"
A 9'-10 3/4"	A 20'-5 7/8"	A 22'-3 3/8"	A 28'-7 3/8"
B 22'-3 3/8"	B 28'-7 3/8"	B 9'-10 3/4"	B 20'-5 7/8"
C 23'-10 1/4"	C 15'-8 5/8"	C 23'-10 1/4"	C 15'-8 5/8"
D 19'-2"	D 7'-1 1/8"	D 34'-0"	D 28'-11 1/2"
E 34'-0"	E 28'-11 1/2"	E 19'-2"	E 7'-1 1/8"
F 14'-11 5/8"	F 34'-4 1/4"	F 14'-11 5/8"	F 34'-4 1/4"
G 17'-8 1/8"	G 30'-10 3/8"	G 10'-6 1/2"	G 27'-4 7/8"
H 27'-10 3/4"	H 27'-11 1/2"	H 13'-6 1/4"	H 13'-7 7/8"
J 28'-6 5/8"	J 22'-2 1/2"	J 20'-6 1/8"	J 9'-11 1/2"
K 20'-6 1/8"	K 9'-11 1/2"	K 28'-6 5/8"	K 22'-2 1/2"
L 13'-6 1/4"	L 13'-7 7/8"	L 27'-10 3/4"	L 27'-11 1/2"
M 10'-6 1/2"	M 27'-4 7/8"	M 17'-8 1/8"	M 30'-10 3/8"
SL 14'-9 5/8"	SL 13'-1 7/8"	SL 27'-2 3/4"	SL 26'-4 1/2"
SR 27'-2 3/4"	SR 26'-4 1/2"	SR 14'-9 5/8"	SR 13'-1 7/8"
DL 11'-8 7/8"	DL 17'-4 5/8"	DL 24'-2"	DL 27'-4 1/4"
DR 24'-2"	DR 27'-4 1/4"	DR 11'-8 7/8"	DR 17'-4 5/8"



NOTICE

SWIMMING POOLS AND ACCESSORIES (INCLUDING DIVING BOARDS) ARE DANGEROUS WHEN IMPROPERLY USED OR INSTALLED. IT IS THE RESPONSIBILITY OF MUNICIPAL OFFICIALS, BUILDERS AND POOL OWNERS TO ADHERE TO ALL SAFETY RECOMMENDATIONS AND STANDARDS ISSUED BY THE POOL & HOT TUB COUNCIL, LOCAL AUTHORITIES AND EQUIPMENT MANUFACTURERS. PLEASE REFER TO DIVING BOARD MANUFACTURERS FOR CORRECT POSITIONING AND INSTALLATION OF DIVING EQUIPMENT.

HIGHBURY POOLS LTD

CLOVERLEAF - 26 x 28

DRAWING REFERENCE #
7-26-28-1

DRAWN BY:
REV.
SHEET 2 OF 2