

**MISCELLANEOUS INFORMATION**

PERIMETER:	88'6"
SURFACE AREA:	497 SQ FT
VOLUME:	14241 IMP GALS 64797 LITER

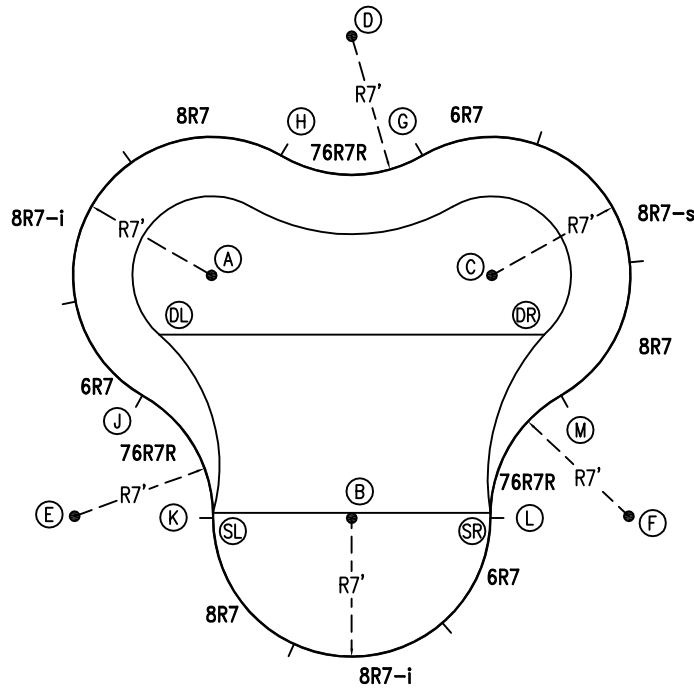
**CONCRETE DECK INFO**

WIDTH	AREA	NET INCREASES FOR:			
		STEPS	DIVING	SLIDE	ROLLER
2'	190	13	27	24	10
2'6"	241	17	31	20	10
3'	294	20	36	16	10

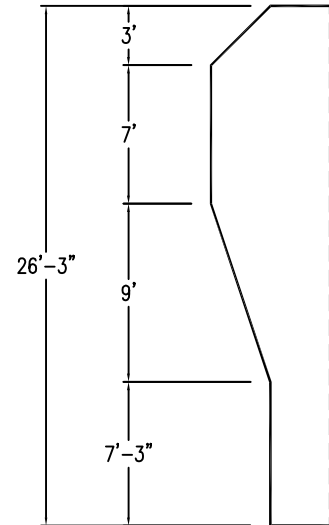
All Figures Represent "Sq Ft"

**PARTS LIST**

CODE	QTY	DESCRIPTION
8R7	3	8' Plain x 7' Radius
8R7-s	1	8' Skimmer x 7' Radius
6R7	3	6' Plain x 7' Radius
76R7R	3	7'6" Plain x 7' Reverse Radius
8R7-i	2	8' Return x 7' Radius
AF	12	A-Frame
S	24	Stakes
NB	72	Nuts & Bolts

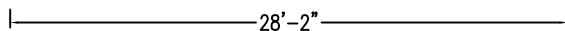


6" WATER LINE



**INSTALLATION DATA**

From Point "A" to:-		From Point "B" to:-	
B	14'-1 3/4"	B	14'-1 3/4"
C	14'-1 3/4"	C	14'-4"
D	14'-0"	D	24'-4"
E	14'-0"	E	14'-0"
F	24'-4"	F	14'-0"
G	12'-3"	G	18'-7 3/4"
H	7'-0"	H	18'-7 3/4"
J	7'-0"	J	12'-3"
K	12'-3"	K	7'-0"
L	18'-7 3/4"	L	7'-0"
M	18'-7 3/4"	M	12'-3"
SL	12'-0"	SL	7'-0"
SR	18'-5 3/4"	SR	7'-0"
DL	4'-0"	DL	13'-5"
DR	17'-0 3/4"	DR	13'-5"



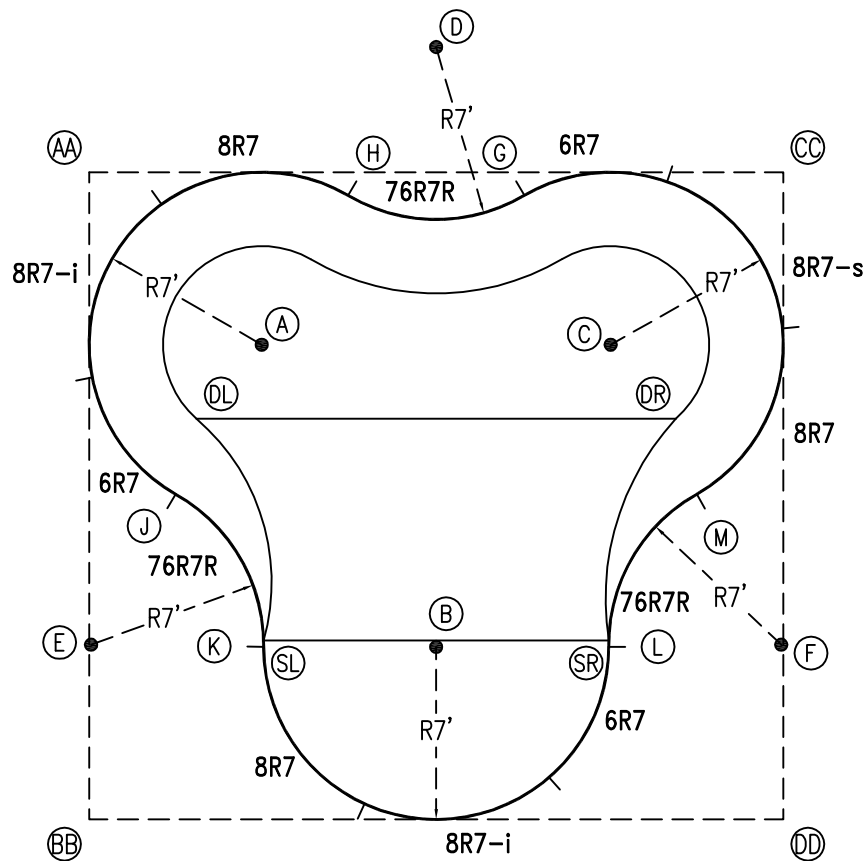
\*ALL DIMENSIONS ARE FINISHED



**NOTICE**

SWIMMING POOLS AND ACCESSORIES (INCLUDING DIVING BOARDS) ARE DANGEROUS WHEN IMPROPERLY USED OR INSTALLED. IT IS THE RESPONSIBILITY OF MUNICIPAL OFFICIALS, BUILDERS AND POOL OWNERS TO ADHERE TO ALL SAFETY RECOMMENDATIONS AND STANDARDS ISSUED BY THE POOL & HOT TUB COUNCIL, LOCAL AUTHORITIES AND EQUIPMENT MANUFACTURERS. PLEASE REFER TO DIVING BOARD MANUFACTURERS FOR CORRECT POSITIONING AND INSTALLATION OF DIVING EQUIPMENT.

PERIMETER: 88'6"



EXTERNAL INSTALLATION DATA

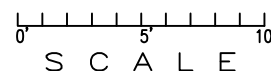
AA TO:	BB TO:	CC TO:	DD TO:
AA ---	AA 26'-3"	AA 28'-1 3/4"	AA 38'-6"
BB ---	BB ---	BB 38'-6"	BB 28'-1 3/4"
CC ---	CC ---	CC ---	CC 26'-3"
A 9'-10 3/4"	A 20'-5 3/4"	A 22'-3 1/4"	A 28'-7 1/4"
B 23'-10 1/4"	B 15'-8 1/2"	B 23'-10 1/4"	B 15'-8 1/2"
C 22'-3 1/4"	C 28'-7 1/4"	C 9'-10 3/4"	C 20'-5 3/4"
D 14'-11 1/2"	D 34'-4 1/4"	D 14'-11 1/2"	D 34'-4 1/4"
E 19'-2"	E 7'-1"	E 34'-0"	E 28'-11 1/2"
F 34'-0"	F 28'-11 1/2"	F 19'-2"	F 7'-1"
G 17'-8"	G 30'-10 1/4"	G 10'-6 1/2"	G 27'-4 3/4"
H 10'-6 1/2"	H 27'-4 3/4"	H 17'-8"	H 30'-10 1/4"
J 13'-6 1/4"	J 13'-7 3/4"	J 27'-10 3/4"	J 27'-11 1/2"
K 20'-6"	K 9'-11 1/2"	K 28'-6 1/2"	K 22'-2 1/2"
L 28'-6 1/2"	L 22'-2 1/2"	L 20'-6"	L 9'-11 1/2"
M 27'-10 3/4"	M 27'-11 1/2"	M 13'-6 1/4"	M 13'-7 3/4"
SL 20'-3 1/4"	SL 10'-1 1/2"	SL 28'-4 1/2"	SL 22'-3 1/2"
SR 28'-4 1/2"	SR 22'-3 1/2"	SR 20'-3 1/4"	SR 10'-1 1/2"
DL 10'-10 3/4"	DL 16'-9 3/4"	DL 25'-9 3/4"	DL 28'-9 3/4"
DR 25'-9 3/4"	DR 28'-9 3/4"	DR 10'-10 3/4"	DR 16'-9 3/4"

DIAGONALS

From Point "G" to:-	From Point "H" to:-
H 7'-1 3/4"	H
J 18'-7 5/8"	J 14'-0"
K 21'-1 3/4"	K 18'-7 5/8"
L 18'-7 5/8"	L 21'-1 3/4"
M 14'-0"	M 18'-7 5/8"

NOTICE

SWIMMING POOLS AND ACCESSORIES (INCLUDING DIVING BOARDS) ARE DANGEROUS WHEN IMPROPERLY USED OR INSTALLED. IT IS THE RESPONSIBILITY OF MUNICIPAL OFFICIALS, BUILDERS AND POOL OWNERS TO ADHERE TO ALL SAFETY RECOMMENDATIONS AND STANDARDS ISSUED BY THE POOL & HOT TUB COUNCIL, LOCAL AUTHORITIES AND EQUIPMENT MANUFACTURERS. PLEASE REFER TO DIVING BOARD MANUFACTURERS FOR CORRECT POSITIONING AND INSTALLATION OF DIVING EQUIPMENT.



HIGHBURY POOLS LTD

CLOVERLEAF - 28 x 26

DRAWING REFERENCE #  
7-28-26-1

DRAWN BY:JK  
REV. 16 AUG 13  
SHEET 2 OF 2