

### MISCELLANEOUS INFORMATION

PERIMETER:-	90'10-1/4
SURFACE AREA:	490.2 SQ FT
VOLUME:	12160 IMP GALS 51316 L

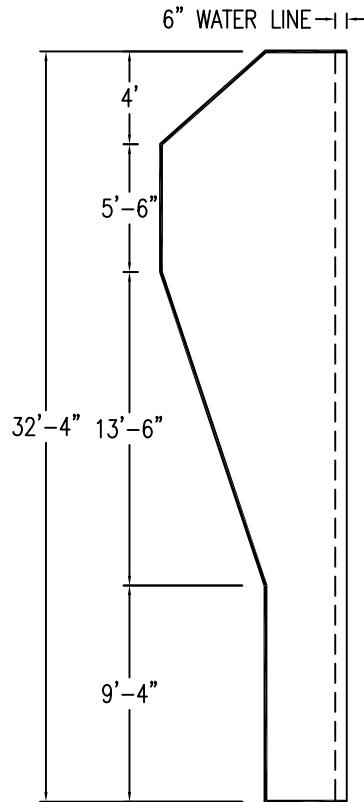
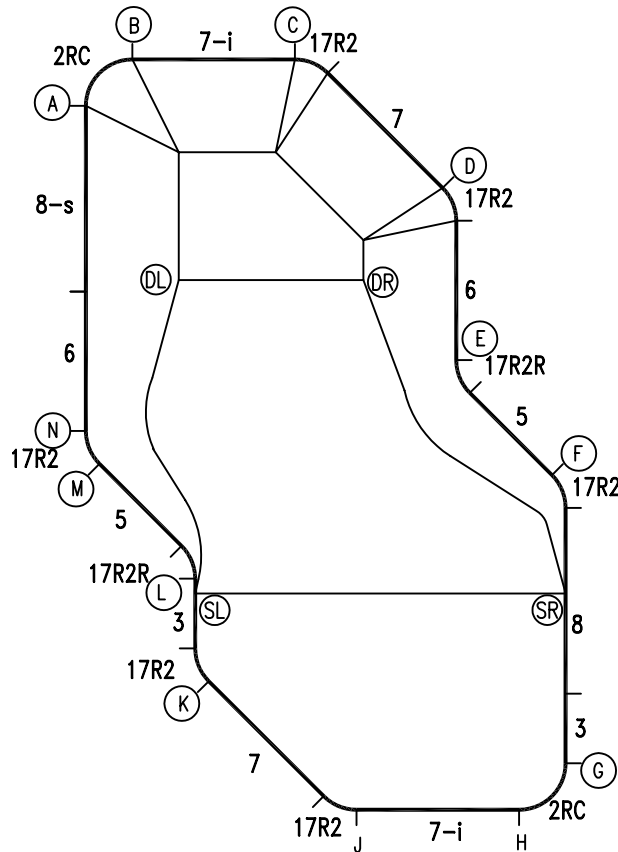
### CONCRETE DECK INFO

WIDTH	AREA	NET INCREASES FOR:			
		STEPS	DIVING	SLIDE	ROLLER
2'	195	13	27	24	10
2'6"	247	17	31	20	10
3'	301	20	36	16	10

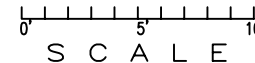
All Figures Represent "Sq Ft"

### PARTS LIST

CODE	QTY	DESCRIPTION
8-s	1	8' Skimmer
7-i	2	7' Return
8	1	8' Plain
7	2	7' Plain
6	2	6' Plain
5	2	5' Plain
3	2	3' Plain
2RC	2	3'2" Plain x 2' Radius Corner
17R2	6	1'7" Plain x 2' Radius
17R2R	2	1'7" Plain x 2' Reverse Cnr
AF	22	A-Frame
S	44	Stake
NB	132	Nuts & Bolts



\*ALL DIMENSIONS ARE FINISHED



### INSTALLATION DATA

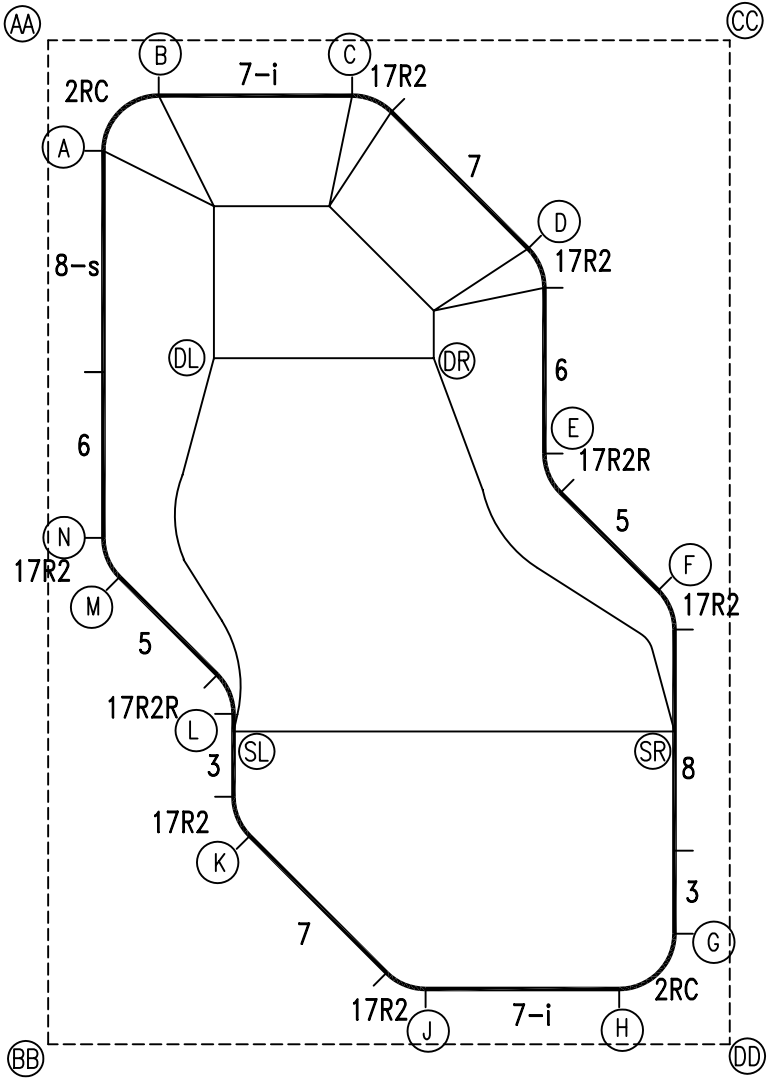
From Point "A" to:-		From Point "B" to:-	
B	2'-9 7/8"	B	7'-0"
C	9'-2 5/8"	C	14'-5 5/8"
D	15'-9 1/8"	D	19'-0 3/8"
E	19'-4 1/8"	E	19'-5 1/4"
F	25'-7 1/4"	F	35'-7 1/8"
G	35'-0 5/8"	G	36'-4 1/4"
H	35'-7 1/8"	H	33'-8 3/4"
J	32'-5 3/4"	K	26'-11 3/4"
K	25'-4"	L	22'-6 3/8"
L	20'-10 3/4"	M	17'-5 5/8"
M	15'-5 1/8"	N	16'-1 1/2"
N	14'-0"	SL	23'-1 7/8"
SL	21'-6 1/4"	SR	29'-7 3/8"
SR	29'-5 1/2"	DL	9'-8 1/2"
DL	8'-6"	DR	13'-9 1/8"
DR	14'-1 1/4"		

### NOTICE

SWIMMING POOLS AND ACCESSORIES (INCLUDING DIVING BOARDS) ARE DANGEROUS WHEN IMPROPERLY USED OR INSTALLED. IT IS THE RESPONSIBILITY OF MUNICIPAL OFFICIALS, BUILDERS AND POOL OWNERS TO ADHERE TO ALL SAFETY RECOMMENDATIONS AND STANDARDS ISSUED BY THE POOL & HOT TUB COUNCIL, LOCAL AUTHORITIES AND EQUIPMENT MANUFACTURERS. PLEASE REFER TO DIVING BOARD MANUFACTURERS FOR CORRECT POSITIONING AND INSTALLATION OF DIVING EQUIPMENT.

EXTERNAL INSTALLATION DATA

AA TO:	BB TO:	CC TO:	DD TO:
AA ---	AA 36'-3 3/4"	AA 24'-7 7/8"	AA 43'-10 3/4"
BB ---	BB ---	BB 43'-10 3/4"	BB 24'-7 7/8"
CC ---	CC ---	CC ---	CC 36'-3 3/4"
A 4'-5 5/8"	A 32'-4 1/2"	A 23'-0 1/8"	A 39'-5 5/8"
B 4'-5 5/8"	B 34'-6 1/2"	B 20'-9"	B 40'-0 5/8"
C 11'-2 1/8"	C 36'-0 3/8"	C 13'-9 5/8"	C 36'-11 1/8"
D 18'-11 1/8"	D 33'-7 3/8"	D 10'-5 7/8"	D 29'-8 1/4"
E 23'-4 3/8"	E 27'-10 7/8"	E 16'-4 5/8"	E 22'-4 3/4"
F 29'-8 5/8"	F 27'-6 1/8"	F 20'-0 3/4"	F 16'-7 3/8"
G 39'-5 5/8"	G 23'-0 1/8"	G 32'-4 1/2"	G 4'-5 5/8"
H 40'-0 5/8"	H 20'-9"	H 34'-6 1/2"	H 4'-5 5/8"
J 36'-11 1/8"	J 13'-9 5/8"	J 36'-0 3/8"	J 11'-2 1/8"
K 29'-8 1/4"	K 10'-5 7/8"	K 33'-7 3/8"	K 18'-11 1/8"
L 25'-3 1/4"	L 13'-8 1/2"	L 30'-3 1/8"	L 21'-6 3/4"
M 19'-7"	M 17'-1 1/8"	M 29'-4 3/4"	M 27'-9 5/8"
N 18'-1 3/8"	N 18'-5 1/8"	N 28'-11 1/4"	N 29'-1 5/8"
SL 25'-10 7/8"	SL 13'-2 1/4"	SL 30'-8 7/8"	SL 21'-1 7/8"
SR 33'-8 7/8"	SR 25'-3 7/8"	SR 25'-0 7/8"	SR 11'-5 7/8"
DL 12'-11 5/8"	DL 25'-6 3/8"	DL 21'-10 7/8"	DL 31'-0 1/2"
DR 18'-0 7/8"	DR 28'-5 5/8"	DR 15'-8 1/2"	DR 27'-0 1/4"



0' 5' 10'  
SCALE

NOTICE

SWIMMING POOLS AND ACCESSORIES (INCLUDING DIVING BOARDS) ARE DANGEROUS WHEN IMPROPERLY USED OR INSTALLED. IT IS THE RESPONSIBILITY OF MUNICIPAL OFFICIALS, BUILDERS AND POOL OWNERS TO ADHERE TO ALL SAFETY RECOMMENDATIONS AND STANDARDS ISSUED BY THE POOL & HOT TUB COUNCIL, LOCAL AUTHORITIES AND EQUIPMENT MANUFACTURERS. PLEASE REFER TO DIVING BOARD MANUFACTURERS FOR CORRECT POSITIONING AND INSTALLATION OF DIVING EQUIPMENT.

HIGHBURY POOLS LTD

COZUMEL - LEFT

16 x 32

DRAWING REFERENCE #

8-16-32-1

DRAWN BY: JB

REV. 27 NOV 2006

SHEET 2 OF 2