

**MISCELLANEOUS INFORMATION**

|               |                            |
|---------------|----------------------------|
| PERIMETER:    | 90'10"                     |
| SURFACE AREA: | 490 SQ FT                  |
| VOLUME:       | 14522 IMP GALS 66075 LITER |

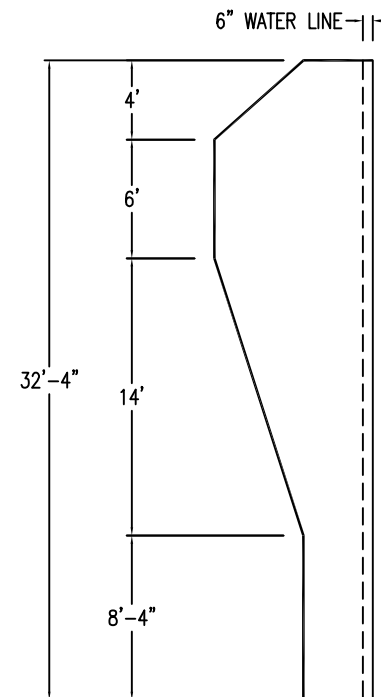
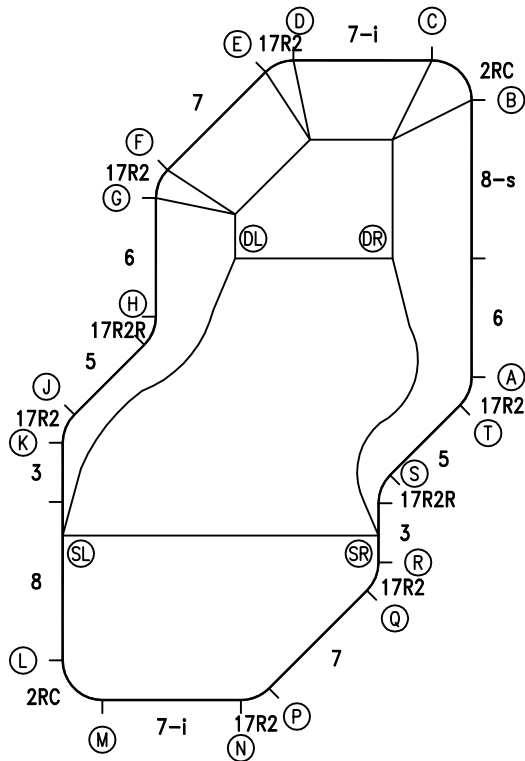
**CONCRETE DECK INFO**

| WIDTH | AREA | NET INCREASES FOR: |        |       |        |
|-------|------|--------------------|--------|-------|--------|
|       |      | STEPS              | DIVING | SLIDE | ROLLER |
| 2'    | 194  | 13                 | 27     | 24    | 10     |
| 2'6"  | 247  | 17                 | 31     | 20    | 10     |
| 3'    | 301  | 20                 | 36     | 16    | 10     |

All Figures Represent "Sq Ft"

**PARTS LIST**

| CODE  | QTY | DESCRIPTION                    |
|-------|-----|--------------------------------|
| 2RC   | 2   | 3'2" Plain x 2' Rad Cnr        |
| 8-s   | 1   | 8' Skimmer                     |
| 6     | 2   | 6' Plain                       |
| 17R2  | 6   | 1'7" Plain x 2' Radius         |
| 5     | 2   | 5' Plain                       |
| 17R2R | 2   | 1'7" Plain x 2' Reverse Radius |
| 3     | 2   | 3' Plain                       |
| 7     | 2   | 7' Plain                       |
| 7-i   | 2   | 7' Return                      |
| 8     | 1   | 8' Plain                       |
| AF    | 22  | A-Frame                        |
| S     | 44  | Stakes                         |
| NB    | 132 | Nuts & Bolts                   |



**INSTALLATION DATA**

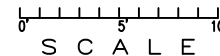
| From Point "A" to:- |            | From Point "B" to:- |             |
|---------------------|------------|---------------------|-------------|
| B                   | 14'-0"     | B                   |             |
| C                   | 16'-1 1/2" | C                   | 2'-9 3/4"   |
| D                   | 18'-4 1/4" | D                   | 9'-2 1/2"   |
| E                   | 18'-7 1/4" | E                   | 10'-6"      |
| F                   | 18'-7"     | F                   | 15'-9"      |
| G                   | 18'-4"     | G                   | 16'-8 1/4"  |
| H                   | 16'-2 3/4" | H                   | 19'-4"      |
| J                   | 20'-1 3/4" | J                   | 25'-7 1/4"  |
| K                   | 20'-11"    | K                   | 26'-11 1/4" |
| L                   | 25'-1 1/2" | L                   | 35'-0 1/2"  |
| M                   | 24'-9 1/4" | M                   | 35'-7"      |
| N                   | 20'-0 1/2" | N                   | 32'-5 3/4"  |
| P                   | 18'-9 1/4" | P                   | 31'-5 1/4"  |
| Q                   | 12'-0"     | Q                   | 25'-4"      |
| R                   | 10'-5 3/4" | R                   | 23'-10"     |
| S                   | 6'-5 1/4"  | S                   | 19'-4 3/4"  |
| T                   | 1'-6 1/4"  | T                   | 15'-5"      |
| SL                  | 22'-1 3/4" | SL                  | 30'-2"      |
| SR                  | 9'-3 1/4"  | SR                  | 22'-5 3/4"  |
| DL                  | 13'-4 1/2" | DL                  | 14'-4 1/2"  |
| DR                  | 7'-2 1/2"  | DR                  | 8'-11 1/4"  |

**NOTICE**

SWIMMING POOLS AND ACCESSORIES (INCLUDING DIVING BOARDS) ARE DANGEROUS WHEN IMPROPERLY USED OR INSTALLED. IT IS THE RESPONSIBILITY OF MUNICIPAL OFFICIALS, BUILDERS AND POOL OWNERS TO ADHERE TO ALL SAFETY RECOMMENDATIONS AND STANDARDS ISSUED BY THE POOL & HOT TUB COUNCIL, LOCAL AUTHORITIES AND EQUIPMENT MANUFACTURERS. PLEASE REFER TO DIVING BOARD MANUFACTURERS FOR CORRECT POSITIONING AND INSTALLATION OF DIVING EQUIPMENT.

20'-8"

\*ALL DIMENSIONS ARE FINISHED



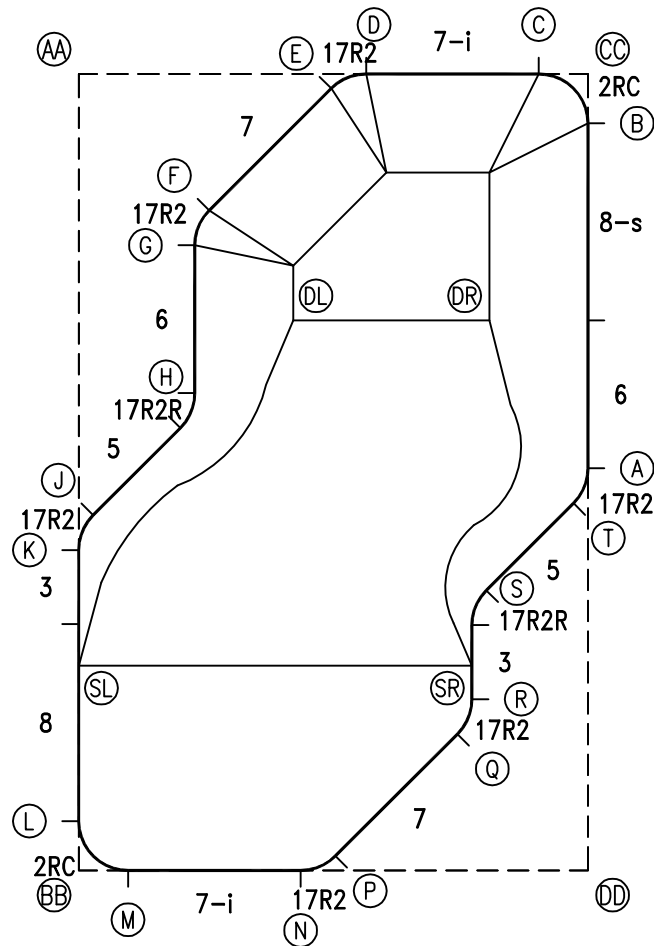
HIGHBURY POOLS LTD

COZUMEL - RIGHT 16 x 21 x 32

DRAWING REFERENCE #  
8-16-32-2

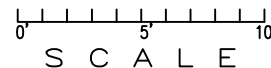
DRAWN BY: JK  
REV. 21 JUN 13  
SHEET 1 OF 2

PERIMETER: 90'10"



EXTERNAL INSTALLATION DATA

| AA TO:        | BB TO:         | CC TO:        | DD TO:        |
|---------------|----------------|---------------|---------------|
| AA ---        | AA 32'-3 3/4"  | AA 20'-7 3/4" | AA 38'-4 1/4" |
| BB ---        | BB ---         | BB 38'-4 1/4" | BB 20'-7 3/4" |
| CC ---        | CC ---         | CC ---        | CC 32'-3 3/4" |
| A 26'-1 1/2"  | A 26'-3 3/4"   | A 16'-0"      | A 16'-3 3/4"  |
| B 20'-9"      | B 36'-8 1/4"   | B 2'-0"       | B 30'-3 3/4"  |
| C 18'-7 3/4"  | C 37'-3 3/4"   | C 2'-0"       | C 32'-4 1/2"  |
| D 11'-7 3/4"  | D 34'-4 1/4"   | D 9'-0"       | D 33'-6 1/2"  |
| E 10'-3"      | E 33'-4"       | E 10'-5"      | E 33'-4 3/4"  |
| F 7'-7 3/4"   | F 27'-3 1/2"   | F 16'-3 3/4"  | F 30'-10 1/2" |
| G 8'-4 3/4"   | G 25'-9 1/2"   | G 17'-4 3/4"  | G 29'-11 1/2" |
| H 13'-9 1/4"  | H 19'-11"      | H 20'-6 1/2"  | H 25'-1"      |
| J 17'-10 3/4" | J 14'-5"       | J 26'-10 3/4" | J 24'-8 1/2"  |
| K 19'-3 3/4"  | K 13'-0"       | K 28'-3 1/4"  | K 24'-4 3/4"  |
| L 30'-3 3/4"  | L 2'-0"        | L 36'-8 1/4"  | L 20'-9"      |
| M 32'-4 1/2"  | M 2'-0"        | M 37'-3 3/4"  | M 18'-7 3/4"  |
| N 33'-6 1/2"  | N 9'-0"        | N 34'-4 1/4"  | N 11'-7 3/4"  |
| P 33'-4 3/4"  | P 10'-5"       | P 33'-4"      | P 10'-3"      |
| Q 30'-10 1/2" | Q 16'-3 3/4"   | Q 27'-3 1/2"  | Q 7'-7 3/4"   |
| R 29'-11 1/2" | R 17'-4 3/4"   | R 25'-9 1/2"  | R 8'-4 3/4"   |
| S 26'-8 1/4"  | S 20'-0 3/4"   | S 21'-4 1/4"  | S 12'-1"      |
| T 26'-6 3/4"  | T 25'-0"       | T 17'-5"      | T 14'-10 3/4" |
| SL 24'-0"     | SL 8'-3 3/4"   | SL 31'-7 3/4" | SL 22'-3 1/4" |
| SR 28'-9 3/4" | SR 17'-11 3/4" | SR 24'-5 1/2" | SR 9'-6 1/2"  |
| DL 13'-3"     | DL 23'-11 1/4" | DL 15'-6 3/4" | DL 25'-3 3/4" |
| DR 19'-5"     | DR 27'-10"     | DR 10'-9 1/4" | DR 22'-8"     |



NOTICE

SWIMMING POOLS AND ACCESSORIES (INCLUDING DIVING BOARDS) ARE DANGEROUS WHEN IMPROPERLY USED OR INSTALLED. IT IS THE RESPONSIBILITY OF MUNICIPAL OFFICIALS, BUILDERS AND POOL OWNERS TO ADHERE TO ALL SAFETY RECOMMENDATIONS AND STANDARDS ISSUED BY THE POOL & HOT TUB COUNCIL, LOCAL AUTHORITIES AND EQUIPMENT MANUFACTURERS. PLEASE REFER TO DIVING BOARD MANUFACTURERS FOR CORRECT POSITIONING AND INSTALLATION OF DIVING EQUIPMENT.

HIGHBURY POOLS LTD

COZUMEL - RIGHT 16 x 21 x 32

DRAWING REFERENCE #  
8-16-32-2

DRAWN BY: JK  
REV. 21 JUN 13  
SHEET 2 OF 2