

MISCELLANEOUS INFORMATION

| | |
|---------------|-------------------------|
| PERIMETER:- | 134'10-1/4 |
| SURFACE AREA: | 936.6 SQ FT |
| VOLUME: | 24756 IMP GALS 112637 L |

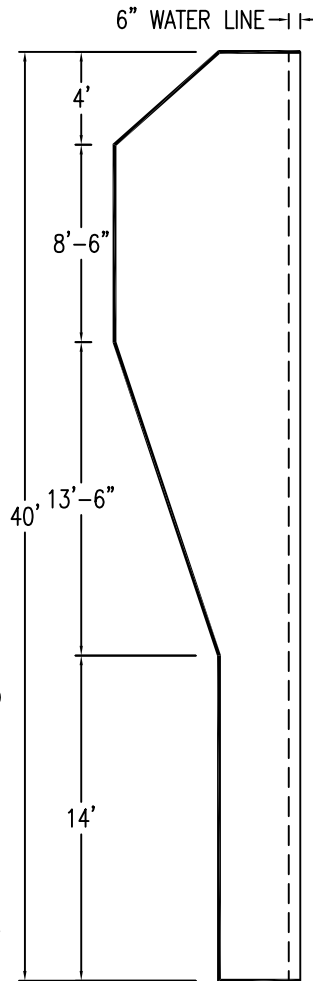
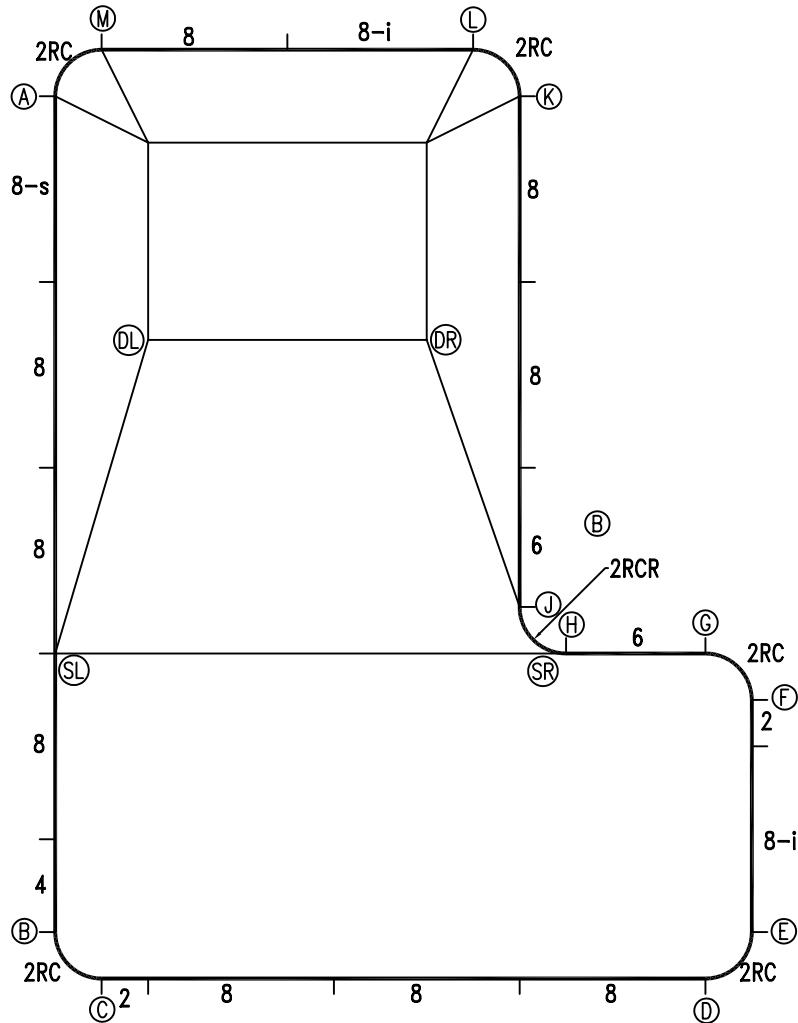
CONCRETE DECK INFO

| WIDTH | AREA | NET INCREASES FOR: | | | |
|-------|------|--------------------|--------|-------|--------|
| | | STEPS | DIVING | SLIDE | ROLLER |
| 2" | 283 | 13 | 27 | 24 | 10 |
| 2'6" | 357 | 17 | 31 | 20 | 10 |
| 3' | 433 | 20 | 36 | 16 | 10 |

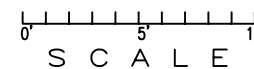
All Figures Represent "Sq Ft"

PARTS LIST

| CODE | QTY | DESCRIPTION |
|------|-----|-------------------------------|
| 8-s | 1 | 8' Skimmer |
| 8-i | 2 | 8' Return |
| 8 | 9 | 8' Plain |
| 6 | 2 | 6' Plain |
| 4 | 1 | 4' Plain |
| 2 | 2 | 2' Plain |
| 2RC | 5 | 3'2" Plain x 2' Radius Corner |
| 2RCR | 1 | 3'2" Plain x 2' Rev Rad Cnr |
| AF | 23 | A-Frame |
| S | 46 | Stake |
| NB | 138 | Nuts & Bolts |



*ALL DIMENSIONS ARE FINISHED



INSTALLATION DATA

| From Point "A" to:- | | From Point "B" to:- | |
|---------------------|-------------|---------------------|------------|
| B | 36'-0" | B | 2'-9 7/8" |
| C | 38'-0 5/8" | C | 28'-0 7/8" |
| D | 47'-2 3/8" | D | 30'-0" |
| E | 46'-10 3/8" | E | 31'-7 1/2" |
| F | 39'-8 3/8" | F | 30'-5 1/2" |
| G | 36'-10 1/2" | G | 25'-0 3/4" |
| H | 32'-6 3/4" | H | 24'-4 7/8" |
| J | 29'-8 3/4" | J | 41'-2 1/4" |
| K | 20'-0" | K | 42'-0 5/8" |
| L | 18'-1 3/8" | L | 38'-0 5/8" |
| M | 2'-9 7/8" | M | 12'-0" |
| SL | 24'-0" | SR | 25'-0 3/4" |
| SR | 32'-6 3/4" | DL | 25'-9 3/4" |
| DL | 11'-2 7/8" | DR | 30'-1 1/4" |
| DR | 19'-1 5/8" | | |

NOTICE

SWIMMING POOLS AND ACCESSORIES (INCLUDING DIVING BOARDS) ARE DANGEROUS WHEN IMPROPERLY USED OR INSTALLED. IT IS THE RESPONSIBILITY OF MUNICIPAL OFFICIALS, BUILDERS AND POOL OWNERS TO ADHERE TO ALL SAFETY RECOMMENDATIONS AND STANDARDS ISSUED BY THE POOL & HOT TUB COUNCIL, LOCAL AUTHORITIES AND EQUIPMENT MANUFACTURERS. PLEASE REFER TO DIVING BOARD MANUFACTURERS FOR CORRECT POSITIONING AND INSTALLATION OF DIVING EQUIPMENT.

HIGHBURY POOLS LTD

FULL - L -HR- RIGHT 20 x 40

DRAWING REFERENCE #
10-20-40-4

DRAWN BY: JB
REV. 28 NOV 2006
SHEET 1 OF 2

