

MISCELLANEOUS INFORMATION

PERIMETER:-	95'
SURFACE AREA:	603 SQ FT
VOLUME:	17071 IMP GALS 77674 L

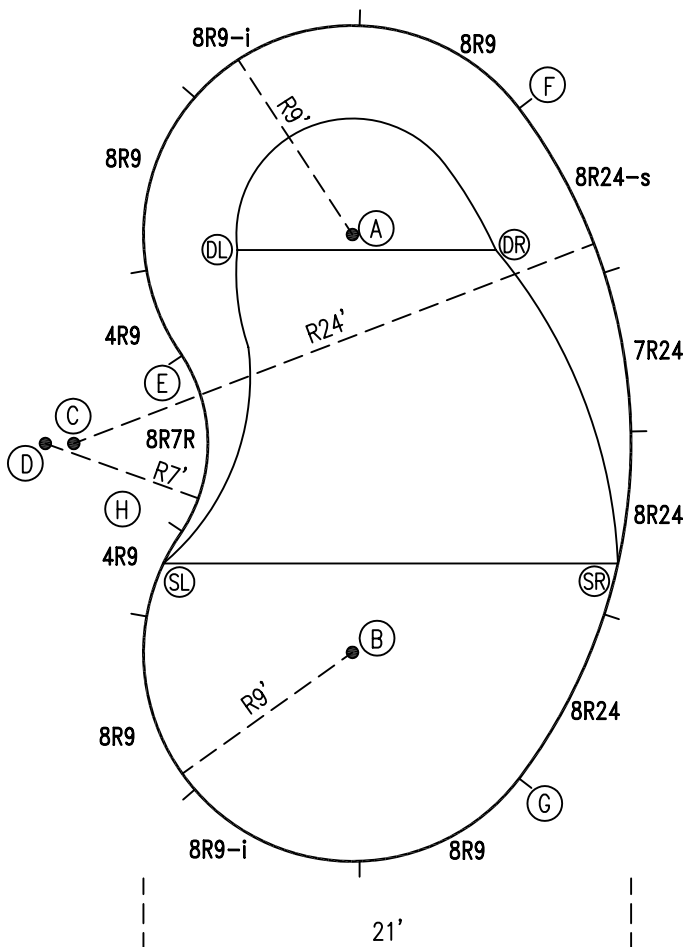
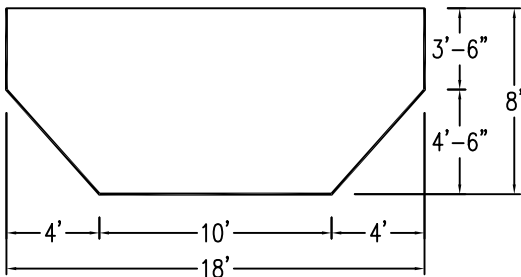
PARTS LIST

CODE	QTY	DESCRIPTION
8R24-s	1	8' Skimmer x 24' Radius
8R9-i	2	8' Return x 9' Radius
8R9	4	8' Plain x 9' Radius
4R9	2	4' Plain x 9' Radius
8R24	2	8' Plain x 24' Radius
7R24	1	7' Plain x 24' Radius
8R7R	1	8' Plain x 7' Reverse Radius
AF	13	A-Frame
S	26	Stake
NB	78	Nuts & Bolts

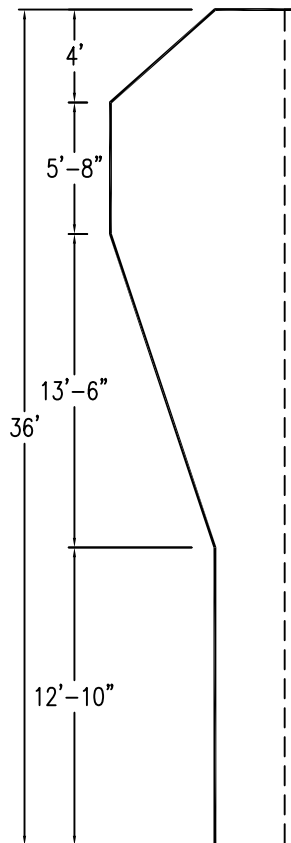
CONCRETE DECK INFO

WIDTH	AREA	NET INCREASES FOR:			
		STEPS	DIVING	SLIDE	ROLLER
2'	203	13	27	24	10
2'6"	257	17	31	20	10
3'	313	20	36	16	10

All Figures Represent "Sq Ft"



6" WATER LINE



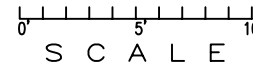
INSTALLATION DATA

From Point "A" to:-		From Point "B" to:-	
B	18'-0"	B	
C	15'-0"	C	15'-0"
D	16'-0"	D	16'-0"
E	9'-0"	E	14'-8 7/8"
F	9'-0"	F	24'-6"
G	24'-6"	G	9'-0"
H	14'-8 7/8"	H	9'-0"
SL	16'-4 1/8"	SL	9'-0"
SR	18'-2 1/2"	SR	12'-0 3/4"
DL	5'-0"	DL	18'-0 1/4"
DR	6'-2 5/8"	DR	18'-4 3/4"

NOTICE

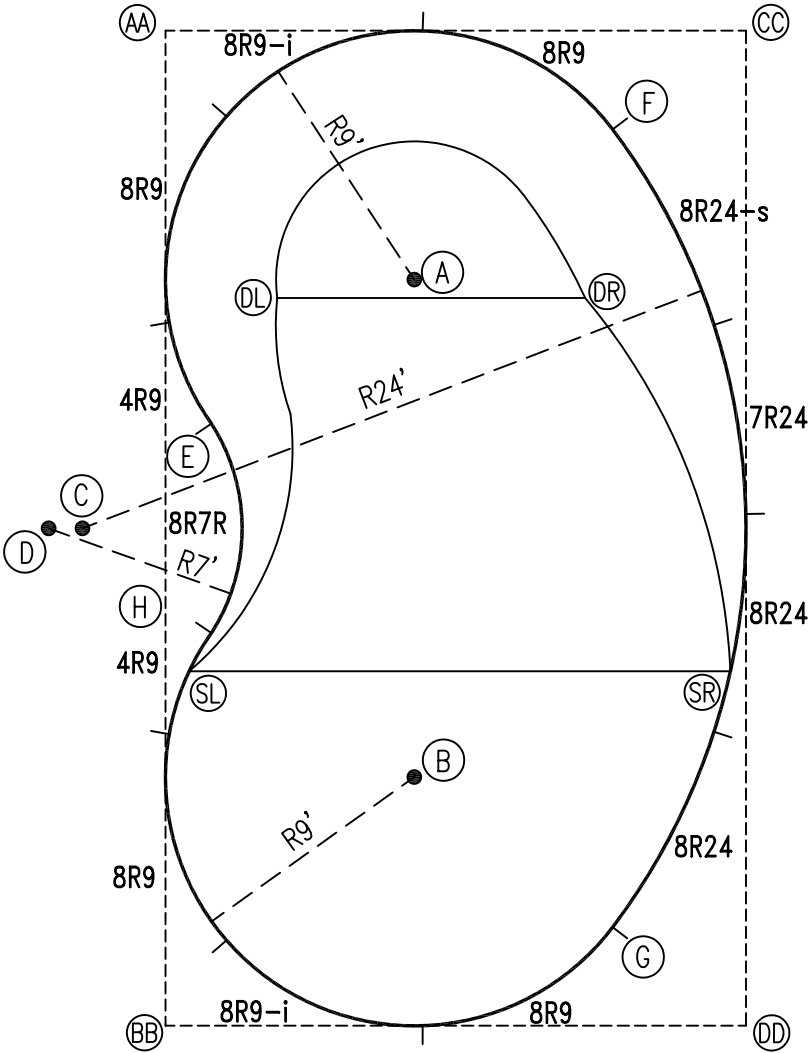
SWIMMING POOLS AND ACCESSORIES (INCLUDING DIVING BOARDS) ARE DANGEROUS WHEN IMPROPERLY USED OR INSTALLED. IT IS THE RESPONSIBILITY OF MUNICIPAL OFFICIALS, BUILDERS AND POOL OWNERS TO ADHERE TO ALL SAFETY RECOMMENDATIONS AND STANDARDS ISSUED BY THE POOL & HOT TUB COUNCIL, LOCAL AUTHORITIES AND EQUIPMENT MANUFACTURERS. PLEASE REFER TO DIVING BOARD MANUFACTURERS FOR CORRECT POSITIONING AND INSTALLATION OF DIVING EQUIPMENT.

\*ALL DIMENSIONS ARE FINISHED



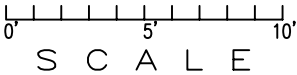
EXTERNAL INSTALLATION DATA

AA TO:	BB TO:	CC TO:	DD TO:
AA ---	AA 36'-0"	AA 21'-0"	AA 41'-8 1/8"
BB ---	BB ---	BB 41'-8 1/8"	BB 21'-0"
CC ---	CC ---	CC ---	CC 36'-0"
A 12'-8 3/4"	A 28'-5 3/8"	A 15'-0"	A 29'-6 1/2"
B 28'-5 1/2"	B 12'-8 3/4"	B 29'-6 1/2"	B 15'-0"
C 18'-3"	C 18'-2 7/8"	C 30'-0"	C 30'-0"
D 18'-5 7/8"	D 18'-5 3/4"	D 30'-11 7/8"	D 30'-11 3/4"
E 14'-3 3/4"	E 21'-10 1/8"	E 24'-0"	E 29'-1 1/2"
F 16'-6 3/4"	F 36'-2 3/4"	F 6'-0"	F 32'-9 3/8"
G 36'-2 7/8"	G 16'-6 3/4"	G 32'-9 1/2"	G 6'-0"
H 21'-10 1/4"	H 14'-3 5/8"	H 29'-1 5/8"	H 23'-11 7/8"
SL 23'-2 1/4"	SL 12'-10 1/4"	SL 30'-8 3/8"	SL 23'-10 1/2"
SR 30'-10 3/4"	SR 24'-1 1/2"	SR 23'-2 1/8"	SR 12'-10"
DL 10'-5 3/4"	DL 26'-7 5/8"	DL 19'-6 1/4"	DL 31'-3 3/4"
DR 18'-0"	DR 30'-4 5/8"	DR 11'-3 1/2"	DR 26'-11 1/2"



DIAGONALS

F To H:	23'3"
E To G:	23'3"



NOTICE

SWIMMING POOLS AND ACCESSORIES (INCLUDING DIVING BOARDS) ARE DANGEROUS WHEN IMPROPERLY USED OR INSTALLED. IT IS THE RESPONSIBILITY OF MUNICIPAL OFFICIALS, BUILDERS AND POOL OWNERS TO ADHERE TO ALL SAFETY RECOMMENDATIONS AND STANDARDS ISSUED BY THE POOL & HOT TUB COUNCIL, LOCAL AUTHORITIES AND EQUIPMENT MANUFACTURERS. PLEASE REFER TO DIVING BOARD MANUFACTURERS FOR CORRECT POSITIONING AND INSTALLATION OF DIVING EQUIPMENT.

HIGHBURY POOLS LTD

KIDNEY-CRESCENT-LEFT 18x21x36

DRAWING REFERENCE #  
14-18-36-1

DRAWN BY: JB  
REV. 30 NOV 2006  
SHEET 2 OF 2