

MISCELLANEOUS INFORMATION

PERIMETER:	100'
SURFACE AREA:	660 SQ FT
VOLUME:	19697 IMP GALS 89621 LITER

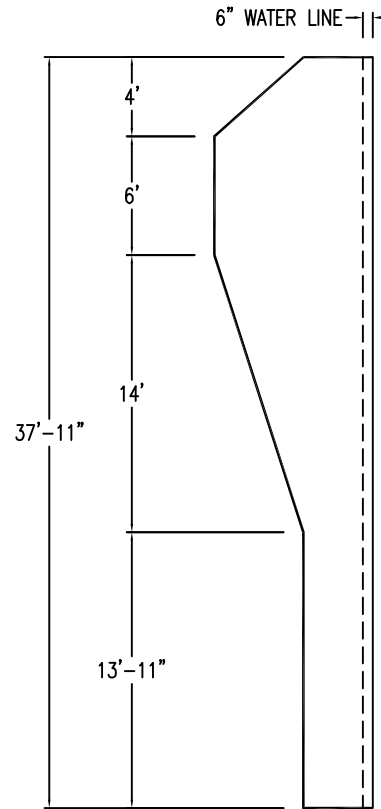
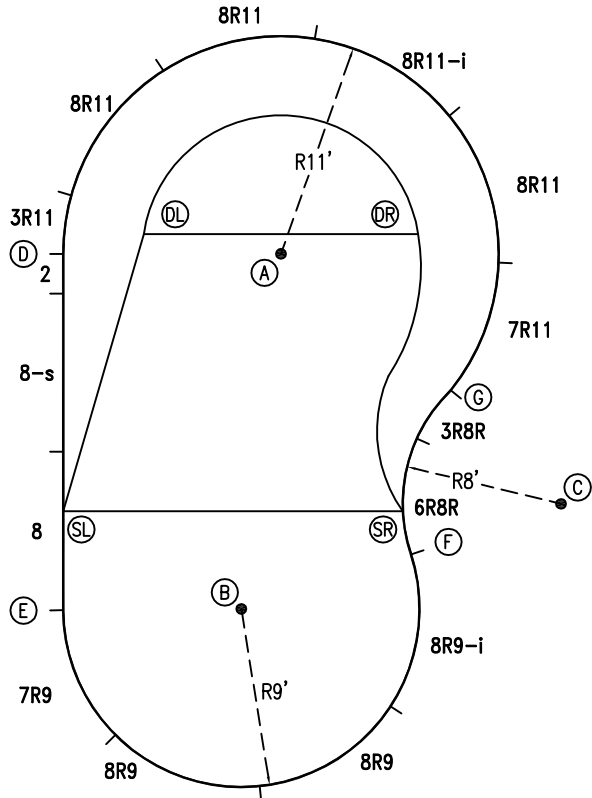
CONCRETE DECK INFO

WIDTH	AREA	NET INCREASES FOR:			
		STEPS	DIVING	SLIDE	ROLLER
2'	212	13	27	24	10
2'6"	269	17	31	20	10
3'	328	20	36	16	10

All Figures Represent "Sq Ft"

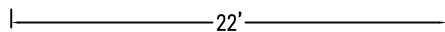
PARTS LIST

CODE	QTY	DESCRIPTION
8R9-i	1	8' Return x 9' Radius
8R9	2	8' Plain x 9' Radius
7R9	1	7' Plain x 9' Radius
8	1	8' Plain
8-s	1	8' Skimmer
2	1	2' Plain
3R11	1	3' Plain x 11' Radius
8R11	3	8' Plain x 11' Radius
8R11-i	1	8' Return x 11' Radius
7R11	1	7' Plain x 11' Radius
3R8R	1	3' Plain x 8' Reverse Radius
6R8R	1	6' Plain x 8' Reverse Radius
AF	15	A-Frame
S	30	Stakes
NB	90	Nuts & Bolts

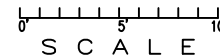


INSTALLATION DATA

From Point "A" to:-		From Point "B" to:-	
B	18'-0 1/2"	B	17'-0"
C	18'-11 1/2"	C	17'-0"
D	11'-0"	D	20'-0 3/4"
E	21'-1"	E	9'-0"
F	16'-6 1/2"	F	9'-0"
G	11'-0"	G	15'-3 1/2"
SL	17'-0 1/4"	SL	10'-3"
SR	14'-4 1/2"	SR	9'-6 1/4"
DL	7'-0"	DL	19'-6 3/4"
DR	7'-0"	DR	20'-11"



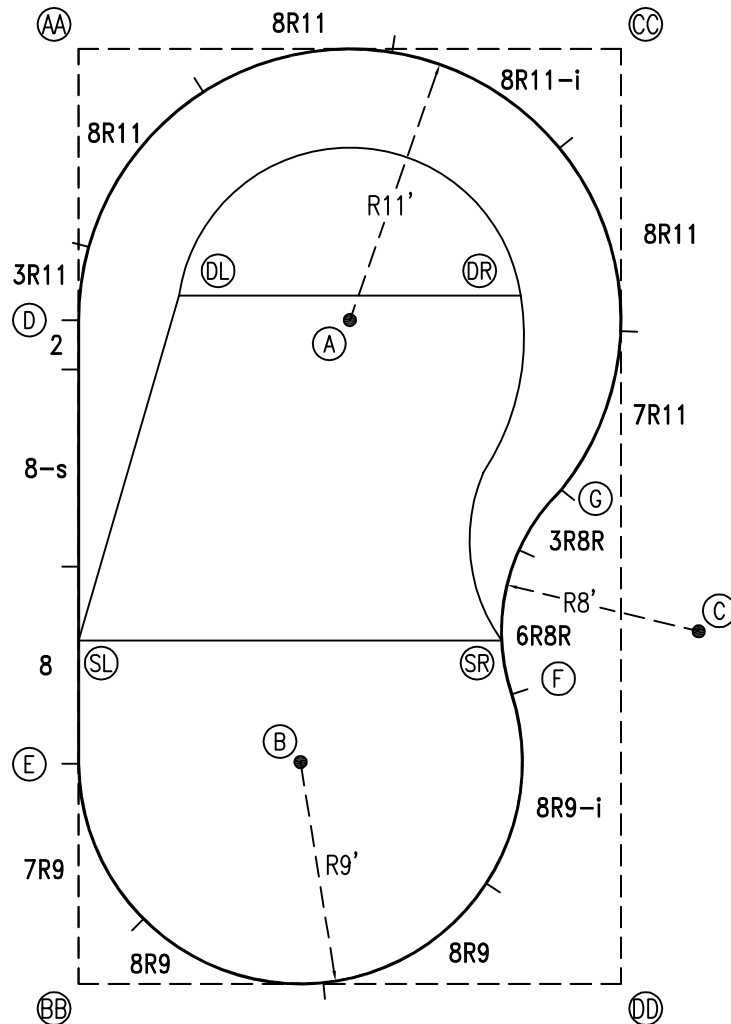
*ALL DIMENSIONS ARE FINISHED



NOTICE

SWIMMING POOLS AND ACCESSORIES (INCLUDING DIVING BOARDS) ARE DANGEROUS WHEN IMPROPERLY USED OR INSTALLED. IT IS THE RESPONSIBILITY OF MUNICIPAL OFFICIALS, BUILDERS AND POOL OWNERS TO ADHERE TO ALL SAFETY RECOMMENDATIONS AND STANDARDS ISSUED BY THE POOL & HOT TUB COUNCIL, LOCAL AUTHORITIES AND EQUIPMENT MANUFACTURERS. PLEASE REFER TO DIVING BOARD MANUFACTURERS FOR CORRECT POSITIONING AND INSTALLATION OF DIVING EQUIPMENT.

PERIMETER: 100'



EXTERNAL INSTALLATION DATA

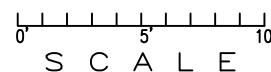
AA TO:	BB TO:	CC TO:	DD TO:
AA ---	AA 37'-11"	AA 22'-0"	AA 43'-10 1/4"
BB ---	BB ---	BB 43'-10 1/4"	BB 22'-0"
CC ---	CC ---	CC ---	CC 37'-11"
A 15'-6 1/2"	A 29'-1"	A 15'-6 1/2"	A 29'-1"
B 30'-3 1/2"	B 12'-8 3/4"	B 31'-8 1/2"	B 15'-9 3/4"
C 34'-6"	C 28'-11 1/4"	C 23'-10"	C 14'-7 3/4"
D 11'-0"	D 26'-11"	D 24'-7"	D 34'-9 1/4"
E 29'-0"	E 8'-11"	E 36'-4 3/4"	E 23'-8 3/4"
F 31'-6 1/4"	F 21'-1 1/2"	F 26'-6 3/4"	F 12'-6 1/2"
G 26'-6 1/4"	G 28'-0 1/4"	G 18'-0 1/2"	G 20'-2 1/4"
SL 24'-0"	SL 13'-11"	SL 32'-6 3/4"	SL 26'-0 1/2"
SR 29'-6"	SR 22'-1 1/4"	SR 24'-5 3/4"	SR 14'-8 3/4"
DL 10'-9 1/2"	DL 28'-2 3/4"	DL 20'-6 1/4"	DL 33'-2 1/4"
DR 20'-6 1/4"	DR 33'-2 1/4"	DR 10'-9 1/2"	DR 28'-2 3/4"

DIAGONALS

From Point "D" to:-	From Point "E" to:-
E 18'-0"	E ---
F 23'-2 5/8"	F 17'-9 1/2"
G 20'-9"	G 22'-6 1/8"

NOTICE

SWIMMING POOLS AND ACCESSORIES (INCLUDING DIVING BOARDS) ARE DANGEROUS WHEN IMPROPERLY USED OR INSTALLED. IT IS THE RESPONSIBILITY OF MUNICIPAL OFFICIALS, BUILDERS AND POOL OWNERS TO ADHERE TO ALL SAFETY RECOMMENDATIONS AND STANDARDS ISSUED BY THE POOL & HOT TUB COUNCIL, LOCAL AUTHORITIES AND EQUIPMENT MANUFACTURERS. PLEASE REFER TO DIVING BOARD MANUFACTURERS FOR CORRECT POSITIONING AND INSTALLATION OF DIVING EQUIPMENT.



HIGHBURY POOLS LTD

KIDNEY-STRAIGHT BACK-RIGHT 22 x 22 x 38

DRAWING REFERENCE #
16-22-38-2

DRAWN BY: JK
REV. 27 JUN 13
SHEET 2 OF 2