

MISCELLANEOUS INFORMATION

PERIMETER:-	86' 6"
SURFACE AREA:	491.6 SQ FT
VOLUME:	15345 IMP GALS 69819 L

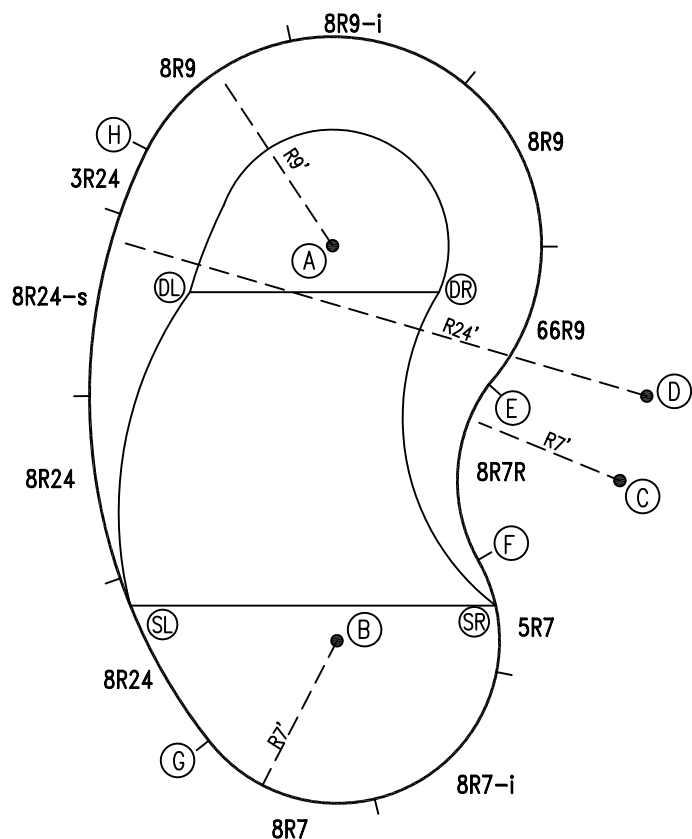
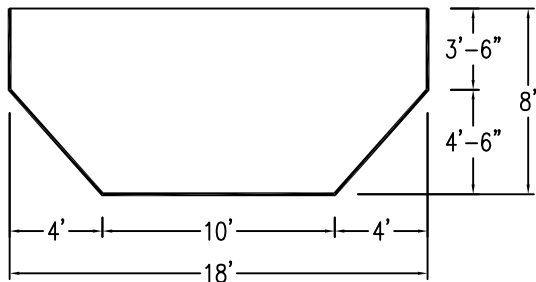
PARTS LIST

CODE	QTY	DESCRIPTION
8R24-s	1	8' Skimmer x 24' Radius
8R9-i	1	8' Return x 9' Radius
8R7-i	1	8' Return x 7' Radius
8R24	2	8' Plain x 24' Radius
3R24	1	3' Plain x 24' Radius
8R9	2	8' Plain x 9' Radius
8R7	1	8' Plain x 7' Radius
5R7	1	5' Plain x 7' Radius
66R9	1	6'6" Plain x 9' Radius
8R7R	1	8' Plain x 7' Reverse Radius
AF	12	A-Frame
S	24	Stake
NB	72	Nuts & Bolts

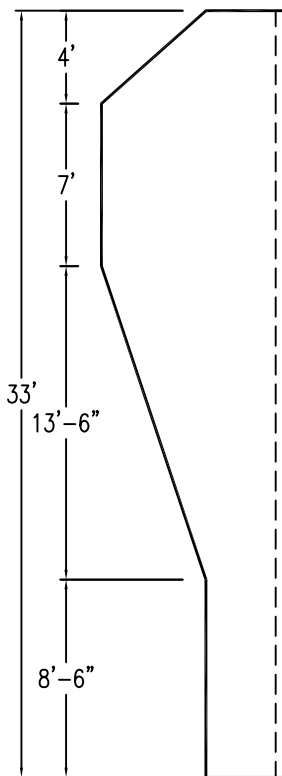
CONCRETE DECK INFO

WIDTH	AREA	NET INCREASES FOR:			
		STEPS	DIVING	SLIDE	ROLLER
2'	186	13	27	24	10
2'6"	236	17	31	20	10
3'	288	20	36	16	10

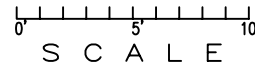
All Figures Represent "Sq Ft"



6" WATER LINE - I I -



*ALL DIMENSIONS ARE FINISHED



INSTALLATION DATA

From Point "A" to:-		From Point "B" to:-	
B	17'-0 1/4"	B	
C	15'-11 3/4"	C	14'-0"
D	15'-0"	D	17'-0"
E	9'-0"	E	12'-9 7/8"
F	14'-10 7/8"	F	7'-0"
G	21'-11 3/4"	G	7'-0"
H	9'-0"	H	22'-8 1/4"
SR	17'-0 1/4"	SR	7'-0"
SL	17'-9 3/8"	SL	9'-0 3/8"
DR	5'-0"	DR	15'-7 3/4"
DL	6'-5 5/8"	DL	16'-3 5/8"

NOTICE

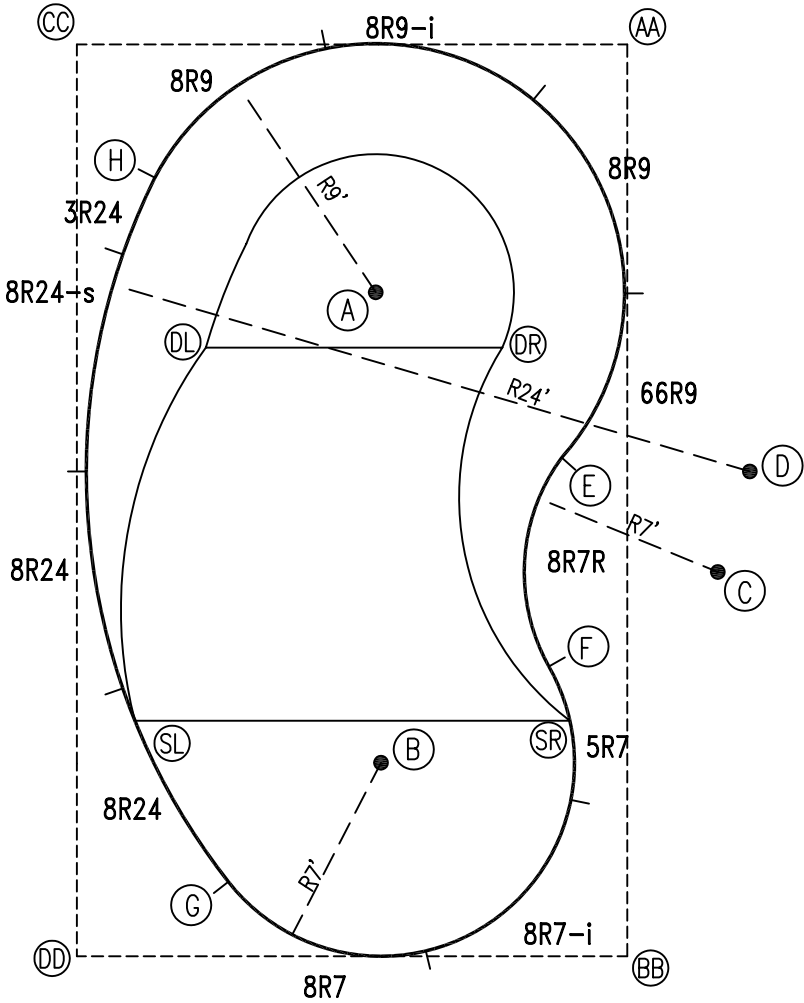
SWIMMING POOLS AND ACCESSORIES (INCLUDING DIVING BOARDS) ARE DANGEROUS WHEN IMPROPERLY USED OR INSTALLED. IT IS THE RESPONSIBILITY OF MUNICIPAL OFFICIALS, BUILDERS AND POOL OWNERS TO ADHERE TO ALL SAFETY RECOMMENDATIONS AND STANDARDS ISSUED BY THE POOL & HOT TUB COUNCIL, LOCAL AUTHORITIES AND EQUIPMENT MANUFACTURERS. PLEASE REFER TO DIVING BOARD MANUFACTURERS FOR CORRECT POSITIONING AND INSTALLATION OF DIVING EQUIPMENT.

EXTERNAL INSTALLATION DATA

AA TO:	BB TO:	CC TO:	DD TO:
AA ---	AA 32'-11 3/4"	AA 19'-10 7/8"	AA 38'-6 1/4"
BB ---	BB ---	BB 38'-6 3/8"	BB 19'-10 7/8"
CC ---	CC ---	CC ---	CC 32'-11 3/4"
A 12'-9 3/8"	A 25'-8 1/4"	A 14'-0 1/2"	A 26'-4"
B 27'-5 5/8"	B 11'-3 7/8"	B 28'-2 5/8"	B 13'-0 1/2"
C 19'-4 3/8"	C 14'-3 3/8"	C 30'-0 3/8"	C 27'-0 3/8"
D 16'-0 7/8"	D 18'-1"	D 28'-9 7/8"	D 30'-0"
E 15'-1 5/8"	E 18'-2 3/8"	E 23'-0 1/2"	E 25'-1 7/8"
F 22'-8 1/8"	F 10'-10 1/4"	F 28'-2 7/8"	F 20'-0 3/8"
G 33'-6 5/8"	G 14'-8 1/8"	G 30'-9 3/8"	G 6'-1 1/4"
H 17'-9 1/8"	H 32'-11 3/8"	H 5'-7"	H 28'-3 5/8"
SR 24'-6 5/8"	SR 8'-9 1/8"	SR 30'-3 3/8"	SR 19'-9 1/8"
SL 30'-3 1/8"	SL 19'-8 7/8"	SL 24'-6 3/4"	SL 8'-9 1/4"
DR 11'-10 3/8"	DR 22'-5 3/4"	DR 18'-10 3/4"	DR 26'-10 3/8"
DL 18'-9 3/8"	DL 26'-9 3/8"	DL 11'-11"	DL 22'-6"

DIAGONALS

E to G:	19'6"
F To H:	22'9"



NOTICE

SWIMMING POOLS AND ACCESSORIES (INCLUDING DIVING BOARDS) ARE DANGEROUS WHEN IMPROPERLY USED OR INSTALLED. IT IS THE RESPONSIBILITY OF MUNICIPAL OFFICIALS, BUILDERS AND POOL OWNERS TO ADHERE TO ALL SAFETY RECOMMENDATIONS AND STANDARDS ISSUED BY THE POOL & HOT TUB COUNCIL, LOCAL AUTHORITIES AND EQUIPMENT MANUFACTURERS. PLEASE REFER TO DIVING BOARD MANUFACTURERS FOR CORRECT POSITIONING AND INSTALLATION OF DIVING EQUIPMENT.

HIGHBURY POOLS LTD

KIDNEY - RIGHT 18 x 19'5 1/2" x 33'

DRAWING REFERENCE #

15-19-33-2

DRAWN BY: JB

REV. 5 DEC 2006

SHEET 2 OF 2