

MISCELLANEOUS INFORMATION

PERIMETER:	73'
SURFACE AREA:	287 SQ FT
VOLUME:	6524 IMP GALS 29684 LITER

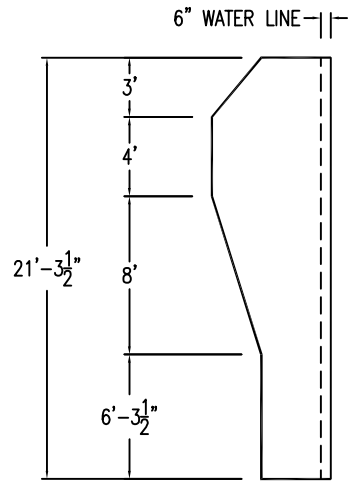
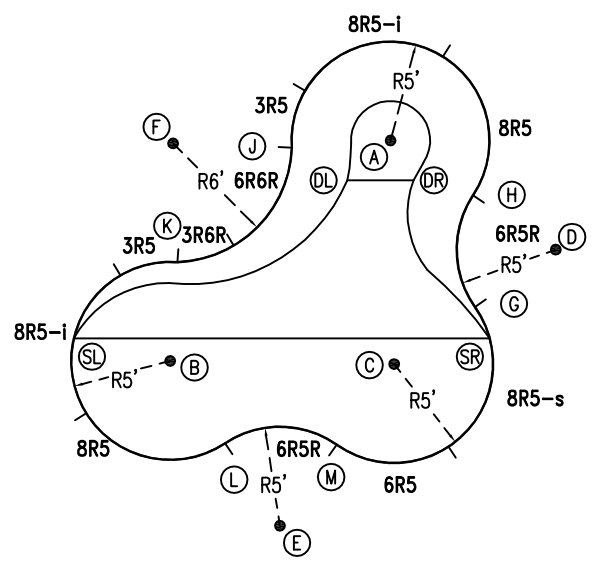
CONCRETE DECK INFO

WIDTH	AREA	NET INCREASES FOR:			
		STEPS	DIVING	SLIDE	ROLLER
2'	159	13	27	24	10
2'6"	202	17	31	20	10
3'	247	20	36	16	10

All Figures Represent "Sq Ft"

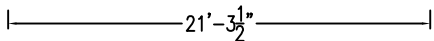
PARTS LIST

CODE	QTY	DESCRIPTION
3R5	2	3' Plain x 5' Radius
8R5-i	2	8' Return x 5' Radius
8R5	2	8' Plain x 5' Radius
6R5R	2	6' Plain x 5' Reverse Radius
8R5-s	1	8' Skimmer x 5' Radius
6R5	1	6' Plain x 5' Radius
3R6R	1	3' Plain x 6' Reverse Radius
6R6R	1	6' Plain x 6' Reverse Radius
AF	12	A-Frame
S	24	Stakes
NB	72	Nuts & Bolts

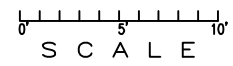


INSTALLATION DATA

From Point "A" to:-		From Point "B" to:-	
B	15'-8 3/4"	B	11'-3 3/4"
C	11'-3 1/2"	C	11'-3 3/4"
D	10'-0"	D	20'-3"
E	20'-2 3/4"	E	10'-0"
F	10'-11 3/4"	F	10'-11 3/4"
G	9'-5 1/4"	G	15'-7 1/2"
H	5'-0"	H	17'-5"
J	5'-0"	J	12'-4 3/4"
K	12'-4 3/4"	K	5'-0"
L	17'-5"	L	5'-0"
M	15'-7 1/4"	M	9'-5"
SL	18'-10 1/4"	SL	5'-0"
SR	11'-2 1/4"	SR	16'-2"
DL	2'-11 1/2"	DL	12'-9 1/4"
DR	2'-3 3/4"	DR	15'-3 1/2"



*ALL DIMENSIONS ARE FINISHED



NOTICE

SWIMMING POOLS AND ACCESSORIES (INCLUDING DIVING BOARDS) ARE DANGEROUS WHEN IMPROPERLY USED OR INSTALLED. IT IS THE RESPONSIBILITY OF MUNICIPAL OFFICIALS, BUILDERS AND POOL OWNERS TO ADHERE TO ALL SAFETY RECOMMENDATIONS AND STANDARDS ISSUED BY THE POOL & HOT TUB COUNCIL, LOCAL AUTHORITIES AND EQUIPMENT MANUFACTURERS. PLEASE REFER TO DIVING BOARD MANUFACTURERS FOR CORRECT POSITIONING AND INSTALLATION OF DIVING EQUIPMENT.

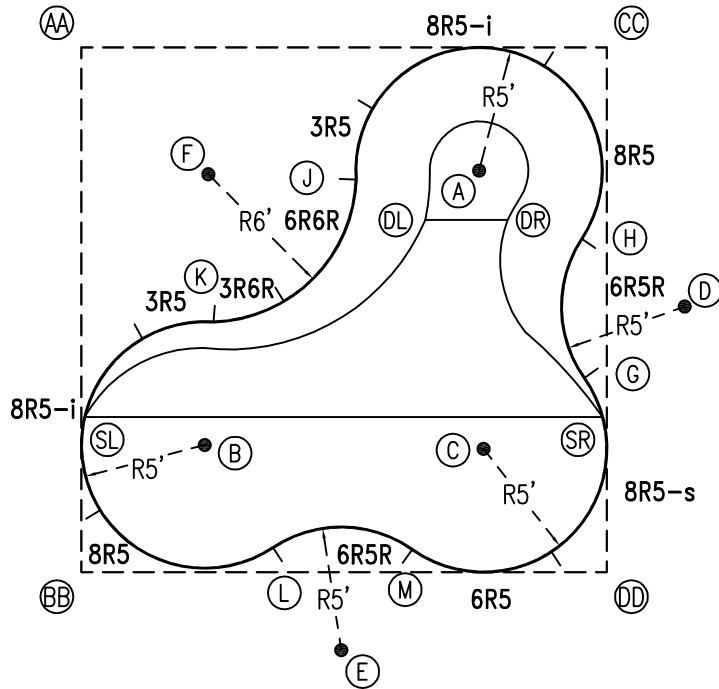
HIGHBURY POOLS LTD

LAGOON - RIGHT 10 x 21 x 21

DRAWING REFERENCE #	DRAWN BY: JK
16A-10-21-2	REV. 28 JUN 13
	SHEET 1 OF 2

EXTERNAL INSTALLATION DATA

AA TO:	BB TO:	CC TO:	DD TO:
AA --	AA 21'-3 1/2"	AA 21'-3 3/4"	AA 30'-1 1/4"
BB --	BB --	BB 30'-1 1/4"	BB 21'-3 3/4"
CC --	CC --	CC --	CC 21'-3 1/2"
A 16'-10 1/2"	A 22'-11"	A 7'-2 1/4"	A 17'-1"
B 16'-10 1/2"	B 7'-2 1/4"	B 22'-11 1/4"	B 17'-1 1/4"
C 23'-0 1/2"	C 17'-0 1/2"	C 17'-0 1/2"	C 7'-0 3/4"
D 26'-7 1/2"	D 26'-8 3/4"	D 10'-11 3/4"	D 11'-2 3/4"
E 26'-7 1/2"	E 11'-0"	E 26'-8 1/2"	E 11'-2 3/4"
F 7'-3 1/4"	F 16'-11 1/4"	F 16'-11 1/2"	F 22'-10"
G 24'-4 3/4"	G 21'-10 1/4"	G 13'-5 1/4"	G 7'-11"
H 21'-8 3/4"	H 24'-4 1/2"	H 7'-10"	H 13'-6 1/2"
J 12'-4 1/4"	J 19'-5 1/4"	J 11'-5 3/4"	J 18'-10 3/4"
K 12'-4 1/4"	K 11'-5 1/2"	K 19'-5 1/2"	K 18'-10 3/4"
L 21'-8 3/4"	L 7'-9 3/4"	L 24'-4 3/4"	L 13'-6 3/4"
M 24'-4 1/2"	M 13'-5 1/4"	M 21'-10"	M 7'-11 1/4"
SL 15'-0"	SL 6'-3 1/2"	SL 25'-11 1/4"	SL 22'-1"
SR 25'-11"	SR 22'-0 1/2"	SR 15'-0"	SR 6'-3 1/2"
DL 15'-7 1/4"	DL 19'-11 1/2"	DL 10'-1 3/4"	DL 16'-0 3/4"
DR 18'-7 3/4"	DR 22'-5"	DR 8'-0 3/4"	DR 14'-10"



DIAGONALS

From Point "G" to:-	From Point "H" to:-
H 5'-7 3/4"	H
J 12'-3 1/4"	J 9'-5 1/2"
K 15'-2 1/2"	K 15'-3 3/4"
L 14'-4 5/8"	L 17'-8 1/2"
M 9'-10 1/4"	M 14'-4 1/4"

NOTICE

SWIMMING POOLS AND ACCESSORIES (INCLUDING DIVING BOARDS) ARE DANGEROUS WHEN IMPROPERLY USED OR INSTALLED. IT IS THE RESPONSIBILITY OF MUNICIPAL OFFICIALS, BUILDERS AND POOL OWNERS TO ADHERE TO ALL SAFETY RECOMMENDATIONS AND STANDARDS ISSUED BY THE POOL & HOT TUB COUNCIL, LOCAL AUTHORITIES AND EQUIPMENT MANUFACTURERS. PLEASE REFER TO DIVING BOARD MANUFACTURERS FOR CORRECT POSITIONING AND INSTALLATION OF DIVING EQUIPMENT.

