

MISCELLANEOUS INFORMATION

| | |
|---------------|---------------------------|
| PERIMETER: | 64' |
| SURFACE AREA: | 275 SQ FT |
| VOLUME: | 6538 IMP GALS 29748 LITER |

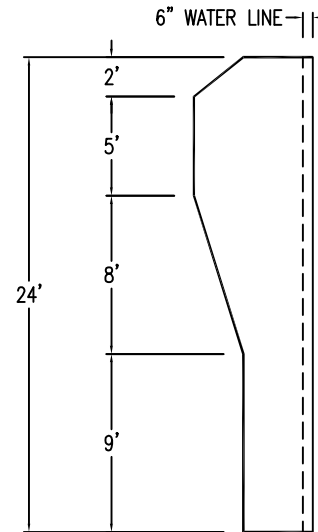
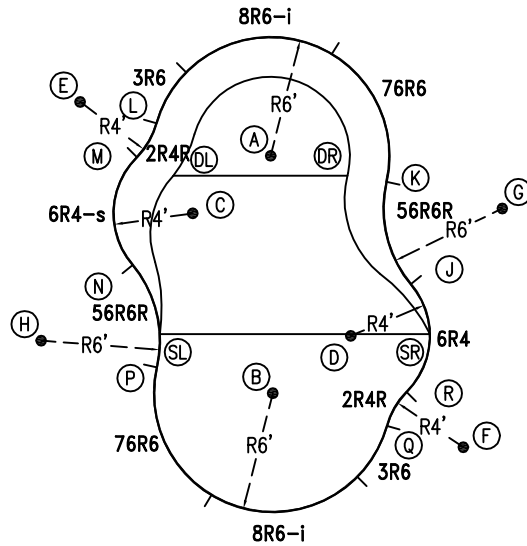
CONCRETE DECK INFO

| WIDTH | AREA | NET INCREASES FOR: | | | |
|-------|------|--------------------|--------|-------|--------|
| | | STEPS | DIVING | SLIDE | ROLLER |
| 2' | 141 | 13 | 27 | 24 | 10 |
| 2'6" | 180 | 17 | 31 | 20 | 10 |
| 3' | 221 | 20 | 36 | 16 | 10 |

All Figures Represent "Sq Ft"

PARTS LIST

| CODE | QTY | DESCRIPTION |
|-------|-----|--------------------------------|
| 3R6 | 2 | 3' Plain x 6' Radius |
| 8R6-i | 2 | 8' Return x 6' Radius |
| 76R6 | 2 | 7'6" Plain x 6' Radius |
| 56R6R | 2 | 5'6" Plain x 6' Reverse Radius |
| 6R4-s | 1 | 6' Skimmer x 4' Radius |
| 2R4R | 2 | 2' Plain x 4' Reverse Radius |
| 6R4 | 1 | 6' Plain x 4' Radius |
| AF | 12 | A-Frame |
| S | 24 | Stakes |
| NB | 72 | Nuts & Bolts |

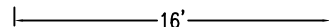


INSTALLATION DATA

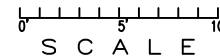
| From Point "A" to:- | | From Point "B" to:- | |
|---------------------|-------------|---------------------|-------------|
| B | 11'-11 3/4" | B | |
| C | 4'-10 1/2" | C | 9'-11 1/4" |
| D | 9'-11 1/4" | D | 4'-10 1/2" |
| E | 10'-0" | E | 17'-7 3/4" |
| F | 17'-7 3/4" | F | 10'-0" |
| G | 12'-0" | G | 14'-10 1/2" |
| H | 14'-10 1/2" | H | 12'-0" |
| J | 9'-7" | J | 8'-10 1/2" |
| K | 6'-0" | K | 12'-1 1/2" |
| L | 6'-0" | L | 14'-10 1/4" |
| M | 6'-9" | M | 13'-9" |
| N | 8'-10 1/2" | N | 9'-7" |
| P | 12'-1 1/2" | P | 6'-0" |
| Q | 14'-10 1/4" | Q | 6'-0" |
| R | 13'-9" | R | 6'-9" |
| SL | 10'-7 1/4" | SL | 6'-5 1/4" |
| SR | 12'-0 3/4" | SR | 8'-5 3/4" |
| DL | 5'-0 1/4" | DL | 12'-1" |
| DR | 4'-0" | DR | 11'-7 1/2" |

NOTICE

SWIMMING POOLS AND ACCESSORIES (INCLUDING DIVING BOARDS) ARE DANGEROUS WHEN IMPROPERLY USED OR INSTALLED. IT IS THE RESPONSIBILITY OF MUNICIPAL OFFICIALS, BUILDERS AND POOL OWNERS TO ADHERE TO ALL SAFETY RECOMMENDATIONS AND STANDARDS ISSUED BY THE POOL & HOT TUB COUNCIL, LOCAL AUTHORITIES AND EQUIPMENT MANUFACTURERS. PLEASE REFER TO DIVING BOARD MANUFACTURERS FOR CORRECT POSITIONING AND INSTALLATION OF DIVING EQUIPMENT.



*ALL DIMENSIONS ARE FINISHED



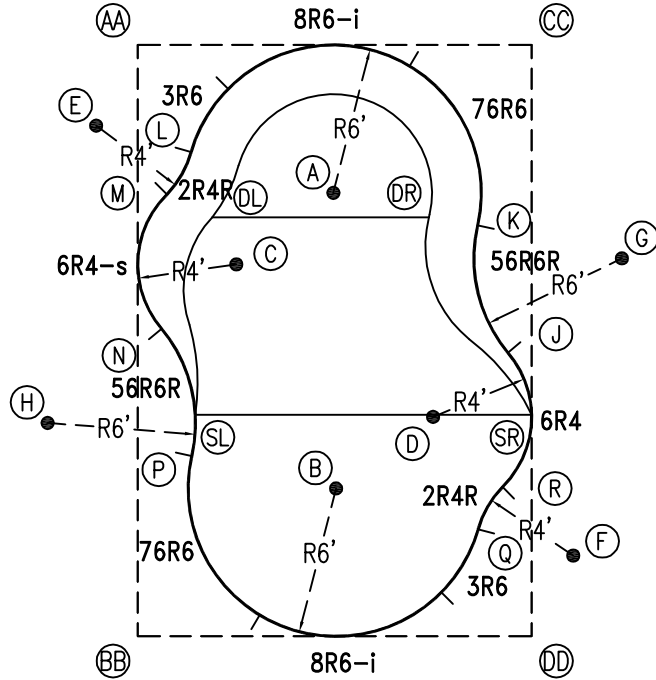
HIGHBURY POOLS LTD

LIBERTY - RIGHT 12 x 16 x 24

DRAWING REFERENCE #
96-12-24-2

DRAWN BY: JK
REV. 29 AUG 13
SHEET 1 OF 2

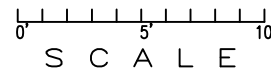
EXTERNAL INSTALLATION DATA



| AA TO: | BB TO: | CC TO: | DD TO: |
|---------------|----------------|----------------|----------------|
| AA --- | AA 23'-11 3/4" | AA 15'-11 3/4" | AA 28'-9 3/4" |
| BB --- | BB --- | BB 28'-9 3/4" | BB 15'-11 3/4" |
| CC --- | CC --- | CC --- | CC 23'-11 3/4" |
| A 9'-11 1/4" | A 19'-7 3/4" | A 10'-0 1/4" | A 19'-8 1/2" |
| B 19'-8 1/2" | B 10'-0 1/4" | B 19'-7 3/4" | B 9'-11 1/4" |
| C 9'-9" | C 15'-7 1/4" | C 14'-11" | C 19'-3 1/4" |
| D 19'-3 1/4" | D 14'-11" | D 15'-7 1/4" | D 9'-9" |
| E 3'-8 1/4" | E 20'-9 1/2" | E 17'-11 1/2" | E 27'-2 3/4" |
| F 27'-2 3/4" | F 17'-11 1/2" | F 20'-9 1/2" | F 3'-8 1/4" |
| G 21'-5 1/2" | G 24'-10 3/4" | G 9'-4 3/4" | G 15'-9" |
| H 15'-9" | H 9'-4 3/4" | H 24'-10 3/4" | H 21'-5 1/2" |
| J 19'-6 1/4" | J 18'-11" | J 12'-6 1/4" | J 11'-6 1/2" |
| K 15'-7 1/4" | K 21'-7 3/4" | K 7'-7 1/2" | K 16'-9 3/4" |
| L 4'-10 1/4" | L 19'-9 1/4" | L 14'-5 3/4" | L 24'-0 1/4" |
| M 6'-2" | M 17'-11 1/2" | M 15'-11 3/4" | M 23'-2 3/4" |
| N 11'-6 1/2" | N 12'-6 1/4" | N 18'-11" | N 19'-6 1/4" |
| P 16'-9 3/4" | P 7'-7 1/2" | P 21'-7 3/4" | P 15'-7 1/4" |
| Q 24'-0 1/4" | Q 14'-5 3/4" | Q 19'-9 1/4" | Q 4'-10 1/4" |
| R 23'-2 3/4" | R 15'-11 3/4" | R 17'-11 1/2" | R 6'-2" |
| SL 15'-2" | SL 9'-3 1/2" | SL 20'-3 1/4" | SL 16'-4" |
| SR 21'-11" | SR 18'-4" | SR 15'-0" | SR 8'-11 3/4" |
| DL 7'-7 1/2" | DL 17'-3" | DL 14'-8 3/4" | DL 21'-4 1/2" |
| DR 13'-8 3/4" | DR 20'-8 1/4" | DR 8'-1 3/4" | DR 17'-5 3/4" |

DIAGONALS

| From Point "J" to:- | From Point "K" to:- |
|---------------------|---------------------|
| K 5'-3 3/4" | K |
| L 15'-2 1/2" | L 12'-0" |
| M 15'-2 7/8" | M 12'-8" |
| N 14'-0 7/8" | N 13'-5 7/8" |
| P 13'-5 7/8" | P 14'-10 7/8" |
| Q 7'-3 1/8" | Q 12'-3 7/8" |
| R 5'-5 3/8" | R 10'-7 7/8" |



NOTICE

SWIMMING POOLS AND ACCESSORIES (INCLUDING DIVING BOARDS) ARE DANGEROUS WHEN IMPROPERLY USED OR INSTALLED. IT IS THE RESPONSIBILITY OF MUNICIPAL OFFICIALS, BUILDERS AND POOL OWNERS TO ADHERE TO ALL SAFETY RECOMMENDATIONS AND STANDARDS ISSUED BY THE POOL & HOT TUB COUNCIL, LOCAL AUTHORITIES AND EQUIPMENT MANUFACTURERS. PLEASE REFER TO DIVING BOARD MANUFACTURERS FOR CORRECT POSITIONING AND INSTALLATION OF DIVING EQUIPMENT.