

MISCELLANEOUS INFORMATION

PERIMETER:	77'
SURFACE AREA:	368 SQ FT
VOLUME:	8964 IMP GALS 40786 LITER

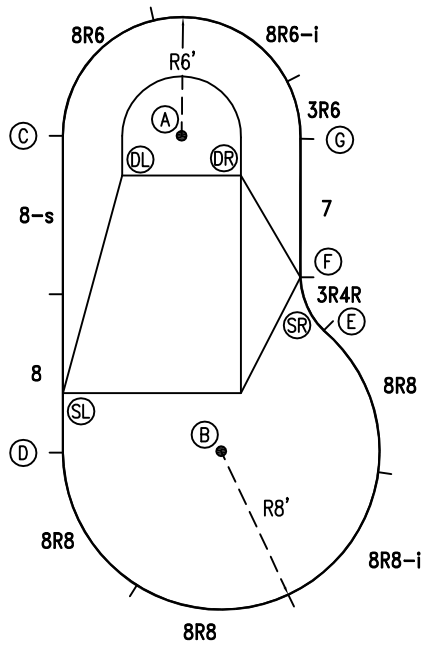
CONCRETE DECK INFO

WIDTH	AREA	NET INCREASES FOR:			
		STEPS	DIVING	SLIDE	ROLLER
2'	167	13	27	24	10
2'6"	213	17	31	20	10
3'	260	20	36	16	10

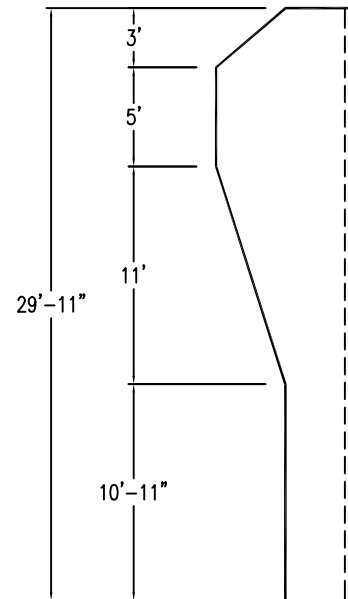
All Figures Represent "Sq Ft"

PARTS LIST

CODE	QTY	DESCRIPTION
8R8	3	8' Plain x 8' Radius
8R8-i	1	8' Return x 8' Radius
8	1	8' Plain
8-s	1	8' Skimmer
8R6	1	8' Plain x 6' Radius
8R6-i	1	8' Return x 6' Radius
3R6	1	3' Plain x 6' Radius
7	1	7' Plain
3R4R	1	3' Plain x 4' Reverse Radius
AF	11	A-Frame
S	22	Stakes
NB	66	Nuts & Bolts

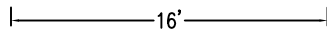


6" WATER LINE



INSTALLATION DATA

From Point "A" to:-		From Point "B" to:-	
B	16'-0 1/2"	B	17'-9 3/4"
C	6'-0"	C	17'-9 3/4"
D	17'-1"	D	8'-0"
E	12'-2"	E	8'-0"
F	9'-3 3/4"	F	9'-7 3/4"
G	6'-0"	G	16'-3 1/4"
SL	14'-3 3/4"	SL	8'-6 1/4"
SR	9'-3 3/4"	SR	9'-7 3/4"
DL	3'-7 1/4"	DL	14'-9 1/2"
DR	3'-7 1/4"	DR	13'-11 1/2"

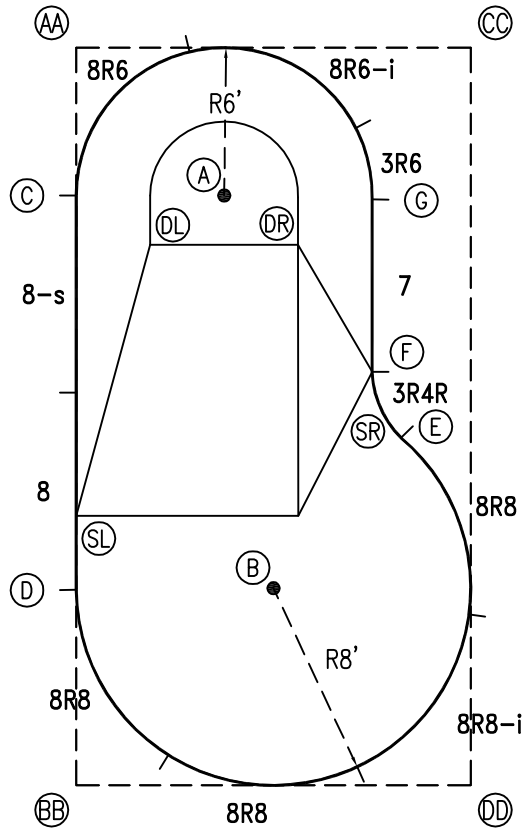


*ALL DIMENSIONS ARE FINISHED



NOTICE

SWIMMING POOLS AND ACCESSORIES (INCLUDING DIVING BOARDS) ARE DANGEROUS WHEN IMPROPERLY USED OR INSTALLED. IT IS THE RESPONSIBILITY OF MUNICIPAL OFFICIALS, BUILDERS AND POOL OWNERS TO ADHERE TO ALL SAFETY RECOMMENDATIONS AND STANDARDS ISSUED BY THE POOL & HOT TUB COUNCIL, LOCAL AUTHORITIES AND EQUIPMENT MANUFACTURERS. PLEASE REFER TO DIVING BOARD MANUFACTURERS FOR CORRECT POSITIONING AND INSTALLATION OF DIVING EQUIPMENT.



EXTERNAL INSTALLATION DATA

AA TO:	BB TO:	CC TO:	DD TO:
AA --	AA 29'-11"	AA 16'-0"	AA 33'-11 1/4"
BB --	BB --	BB 33'-11 1/4"	BB 16'-0"
CC --	CC --	CC --	CC 29'-11"
A 8'-5 3/4"	A 24'-8"	A 11'-7 3/4"	A 25'-11 1/4"
B 23'-4"	B 11'-3 3/4"	B 23'-4"	B 11'-3 3/4"
C 6'-0"	C 23'-11"	C 17'-1"	C 28'-9 1/2"
D 22'-0"	D 7'-11"	D 27'-2 1/4"	D 17'-10 1/4"
E 20'-7 1/4"	E 19'-3 1/2"	E 16'-0 3/4"	E 14'-4 1/2"
F 17'-9 1/2"	F 20'-7 1/2"	F 13'-8 3/4"	F 17'-3"
G 13'-5 3/4"	G 26'-7 1/2"	G 7'-4"	G 24'-1 1/4"
SL 19'-0"	SL 10'-11"	SL 24'-10"	SL 19'-4 1/2"
SR 17'-9 1/2"	SR 20'-7 1/2"	SR 13'-8 3/4"	SR 17'-3"
DL 8'-6 1/2"	DL 22'-1 1/2"	DL 15'-3"	DL 25'-5 3/4"
DR 12'-0 1/2"	DR 23'-8 1/2"	DR 10'-7 1/2"	DR 23'-0 1/4"

DIAGONALS

From Point "C" to:-	From Point "D" to:-
D 16'-0"	D 16'-0"
E 16'-5 1/4"	E 14'-6 5/8"
F 13'-11 5/8"	F 14'-10 7/8"
G 12'-0"	G 19'-10 1/2"

NOTICE

SWIMMING POOLS AND ACCESSORIES (INCLUDING DIVING BOARDS) ARE DANGEROUS WHEN IMPROPERLY USED OR INSTALLED. IT IS THE RESPONSIBILITY OF MUNICIPAL OFFICIALS, BUILDERS AND POOL OWNERS TO ADHERE TO ALL SAFETY RECOMMENDATIONS AND STANDARDS ISSUED BY THE POOL & HOT TUB COUNCIL, LOCAL AUTHORITIES AND EQUIPMENT MANUFACTURERS. PLEASE REFER TO DIVING BOARD MANUFACTURERS FOR CORRECT POSITIONING AND INSTALLATION OF DIVING EQUIPMENT.

