

MISCELLANEOUS INFORMATION

PERIMETER:	56'
SURFACE AREA:	237 SQ FT
VOLUME:	4415 IMP GALS 20088 LITER

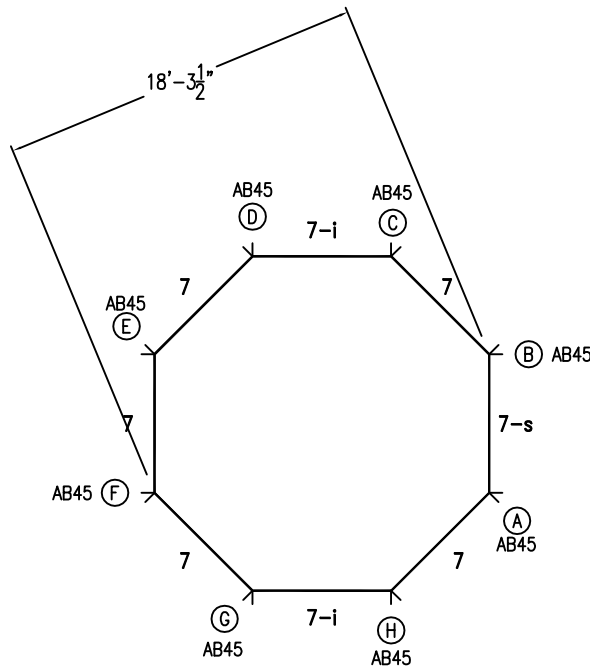
PARTS LIST

CODE	QTY	DESCRIPTION
7	5	7' Plain
AB45	8	45 Degree Angle Bracket
7-s	1	7' Skimmer
7-i	2	7' Return
AF	0	A-Frame
S	8	Stakes
NB	40	Nuts & Bolts

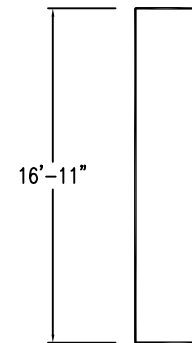
CONCRETE DECK INFO

WIDTH	AREA	NET INCREASES FOR:			
		STEPS	DIVING	SLIDE	ROLLER
2'	125	13	27	24	10
2'6"	160	17	31	20	10
3'	197	20	36	16	10

All Figures Represent "Sq Ft"

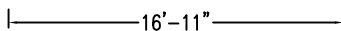


6" WATER LINE

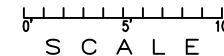


INSTALLATION DATA

From Point "A" to:-		From Point "B" to:-	
B	7'-0"	B	7'-0"
C	12'-11 1/4"	C	7'-0"
D	16'-10 3/4"	D	12'-11 1/4"
E	18'-3 1/2"	E	16'-10 3/4"
F	16'-10 3/4"	F	18'-3 1/2"
G	12'-11 1/4"	G	16'-10 3/4"
H	7'-0"	H	12'-11 1/4"



*ALL DIMENSIONS ARE FINISHED



NOTICE

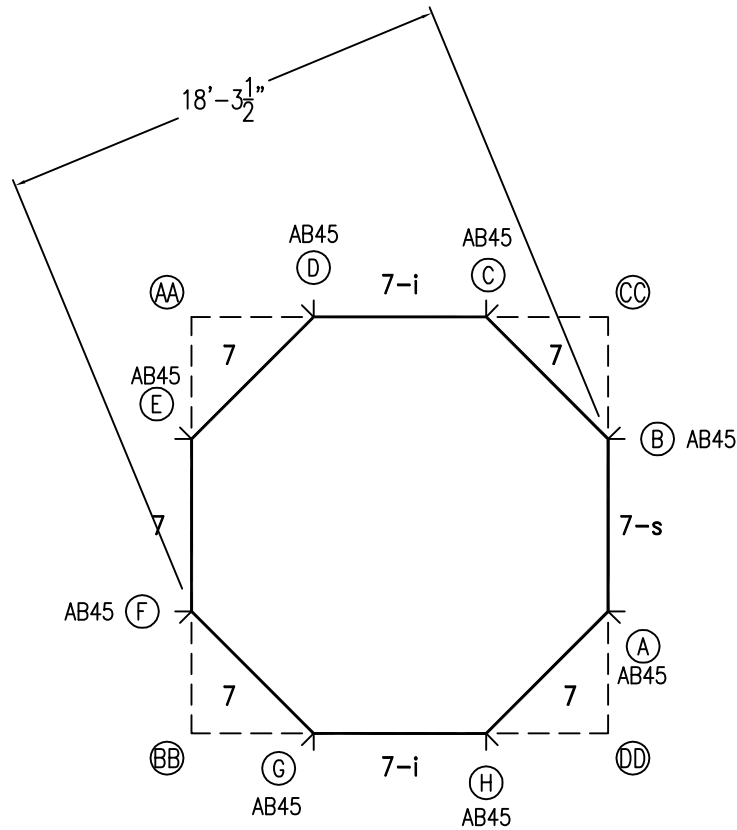
SWIMMING POOLS AND ACCESSORIES (INCLUDING DIVING BOARDS) ARE DANGEROUS WHEN IMPROPERLY USED OR INSTALLED. IT IS THE RESPONSIBILITY OF MUNICIPAL OFFICIALS, BUILDERS AND POOL OWNERS TO ADHERE TO ALL SAFETY RECOMMENDATIONS AND STANDARDS ISSUED BY THE POOL & HOT TUB COUNCIL, LOCAL AUTHORITIES AND EQUIPMENT MANUFACTURERS. PLEASE REFER TO DIVING BOARD MANUFACTURERS FOR CORRECT POSITIONING AND INSTALLATION OF DIVING EQUIPMENT.

HIGHBURY POOLS LTD

OCTAGON - 17 x 17

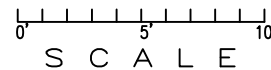
DRAWING REFERENCE #
43-17-17-1

DRAWN BY: JK
REV. 22 AUG 13
SHEET 1 OF 2



EXTERNAL INSTALLATION DATA

AA TO:	BB TO:	CC TO:	DD TO:
AA --	AA 16'-10 3/4"	AA 16'-10 3/4"	AA 23'-10 3/4"
BB --	BB --	BB 23'-10 3/4"	BB 16'-10 3/4"
CC --	CC --	CC --	CC 16'-10 3/4"
A 20'-8 1/4"	A 17'-7 1/4"	A 11'-11 1/4"	A 4'-11 1/4"
B 17'-7 1/4"	B 20'-8 1/4"	B 4'-11 1/4"	B 11'-11 1/4"
C 11'-11 1/4"	C 20'-8 1/4"	C 4'-11 1/4"	C 17'-7 1/4"
D 4'-11 1/4"	D 17'-7 1/4"	D 11'-11 1/4"	D 20'-8 1/4"
E 4'-11 1/4"	E 11'-11 1/4"	E 17'-7 1/4"	E 20'-8 1/4"
F 11'-11 1/4"	F 4'-11 1/4"	F 20'-8 1/4"	F 17'-7 1/4"
G 17'-7 1/4"	G 4'-11 1/4"	G 20'-8 1/4"	G 11'-11 1/4"
H 20'-8 1/4"	H 11'-11 1/4"	H 17'-7 1/4"	H 4'-11 1/4"



NOTICE

SWIMMING POOLS AND ACCESSORIES (INCLUDING DIVING BOARDS) ARE DANGEROUS WHEN IMPROPERLY USED OR INSTALLED. IT IS THE RESPONSIBILITY OF MUNICIPAL OFFICIALS, BUILDERS AND POOL OWNERS TO ADHERE TO ALL SAFETY RECOMMENDATIONS AND STANDARDS ISSUED BY THE POOL & HOT TUB COUNCIL, LOCAL AUTHORITIES AND EQUIPMENT MANUFACTURERS. PLEASE REFER TO DIVING BOARD MANUFACTURERS FOR CORRECT POSITIONING AND INSTALLATION OF DIVING EQUIPMENT.