

MISCELLANEOUS INFORMATION

PERIMETER:-	96'0"
SURFACE AREA:	618 SQ FT
VOLUME:	18935 IMP GALS 71675 L

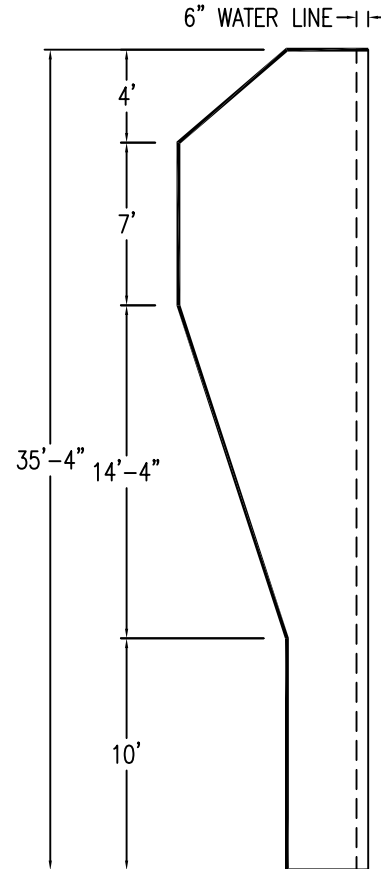
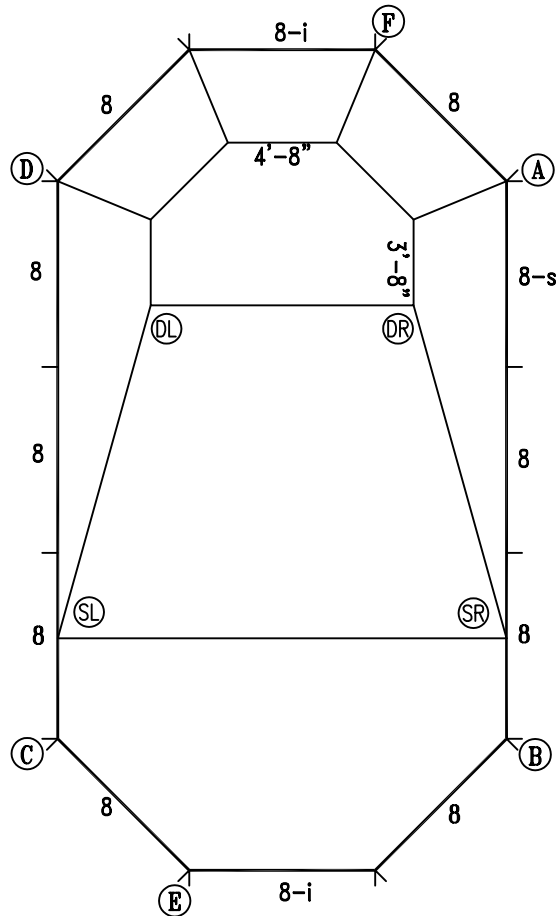
CONCRETE DECK INFO

WIDTH	AREA	NET INCREASES FOR:			
		STEPS	DIVING	SLIDE	ROLLER
2"	206	13	27	24	10
2'6"	261	17	31	20	10
3'	318	20	36	16	10

All Figures Represent "Sq Ft"

PARTS LIST

CODE	QTY	DESCRIPTION
8-s	1	8' Skimmer
8-i	2	8' Return
8	9	8' Panel
AB45	8	45 Degree Cnr Angles
AF	4	A-Frame
S	20	Stakes
NB	120	Nuts & Bolts



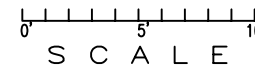
INSTALLATION DATA

From Point "A" to:-		From Point "B" to:-	
B	24'-0"	B	19'-3 3/4"
C	30'-9 5/8"	C	30'-9 5/8"
D	19'-3 3/4"	D	14'-9 3/8"
E	32'-7 3/4"	E	30'-2 1/4"
F	8'-0"	F	19'-9 1/2"
SL	27'-6 7/8"	SL	4'-3 7/8"
SR	19'-8 1/8"	SR	24'-1 5/8"
DL	16'-2 5/8"	DL	19'-0 7/8"
DR	6'-8 1/8"	DR	

NOTICE

SWIMMING POOLS AND ACCESSORIES (INCLUDING DIVING BOARDS) ARE DANGEROUS WHEN IMPROPERLY USED OR INSTALLED. IT IS THE RESPONSIBILITY OF MUNICIPAL OFFICIALS, BUILDERS AND POOL OWNERS TO ADHERE TO ALL SAFETY RECOMMENDATIONS AND STANDARDS ISSUED BY THE POOL & HOT TUB COUNCIL, LOCAL AUTHORITIES AND EQUIPMENT MANUFACTURERS. PLEASE REFER TO DIVING BOARD MANUFACTURERS FOR CORRECT POSITIONING AND INSTALLATION OF DIVING EQUIPMENT.

*ALL DIMENSIONS ARE FINISHED



HIGHBURY POOLS LTD

OCTAGONAL 19 x 35

DRAWING REFERENCE #
45-19-35-1

DRAWN BY: BC
REV. 14 DEC 2006
SHEET 1 OF 1