

MISCELLANEOUS INFORMATION

PERIMETER:	64'1"
SURFACE AREA:	265 SQ FT
VOLUME:	6350 IMP GALS 28892 LITER

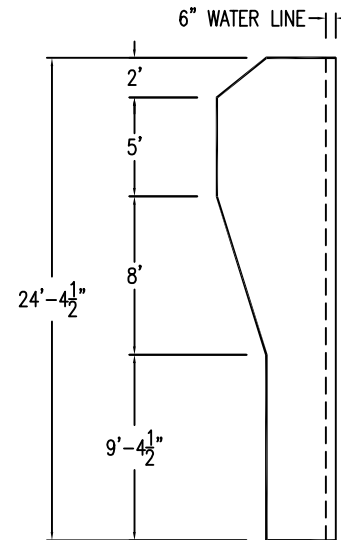
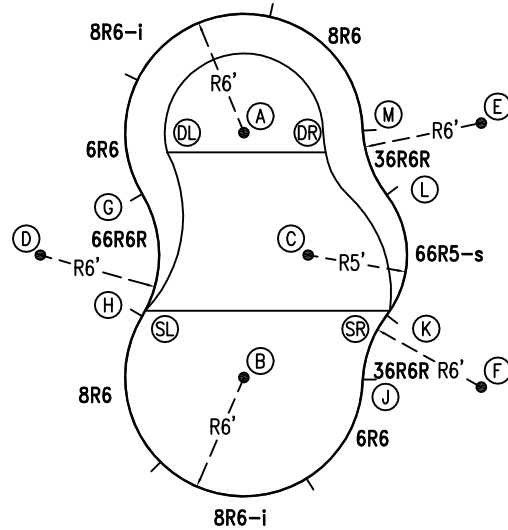
CONCRETE DECK INFO

WIDTH	AREA	NET INCREASES FOR:			
		STEPS	DIVING	SLIDE	ROLLER
2'	141	13	27	24	10
2'6"	180	17	31	20	10
3'	221	20	36	16	10

All Figures Represent "Sq Ft"

PARTS LIST

CODE	QTY	DESCRIPTION
8R6	2	8' Plain x 6' Radius
8R6-i	2	8' Return x 6' Radius
6R6	2	6' Plain x 6' Radius
66R6R	1	6'6" Plain x 6' Reverse Radius
36R6R	2	3'6" Plain x 6' Reverse Radius
66R5-s	1	6'6" Skimmer x 5' Radius
AF	10	A-Frame
S	20	Stakes
NB	60	Nuts & Bolts

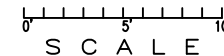


INSTALLATION DATA

From Point "A" to:-		From Point "B" to:-	
B	12'-4 1/2"	B	6'-11 3/4"
C	6'-11 3/4"	C	6'-11 3/4"
D	12'-0"	D	12'-0"
E	12'-0"	E	17'-6 3/4"
F	17'-6 3/4"	F	12'-0"
G	6'-0"	G	10'-7 1/4"
H	10'-7 1/4"	H	6'-0"
J	13'-10"	J	6'-0"
K	11'-8 1/2"	K	7'-10 1/2"
L	7'-10 1/2"	L	11'-8 1/2"
M	6'-0"	M	13'-10"
SL	10'-3 1/2"	SL	6'-0 1/4"
SR	11'-7 1/2"	SR	8'-1 1/4"
DL	4'-0"	DL	12'-0"
DR	4'-2 3/4"	DR	12'-1"

14'-3"

*ALL DIMENSIONS ARE FINISHED



NOTICE

SWIMMING POOLS AND ACCESSORIES (INCLUDING DIVING BOARDS) ARE DANGEROUS WHEN IMPROPERLY USED OR INSTALLED. IT IS THE RESPONSIBILITY OF MUNICIPAL OFFICIALS, BUILDERS AND POOL OWNERS TO ADHERE TO ALL SAFETY RECOMMENDATIONS AND STANDARDS ISSUED BY THE POOL & HOT TUB COUNCIL, LOCAL AUTHORITIES AND EQUIPMENT MANUFACTURERS. PLEASE REFER TO DIVING BOARD MANUFACTURERS FOR CORRECT POSITIONING AND INSTALLATION OF DIVING EQUIPMENT.

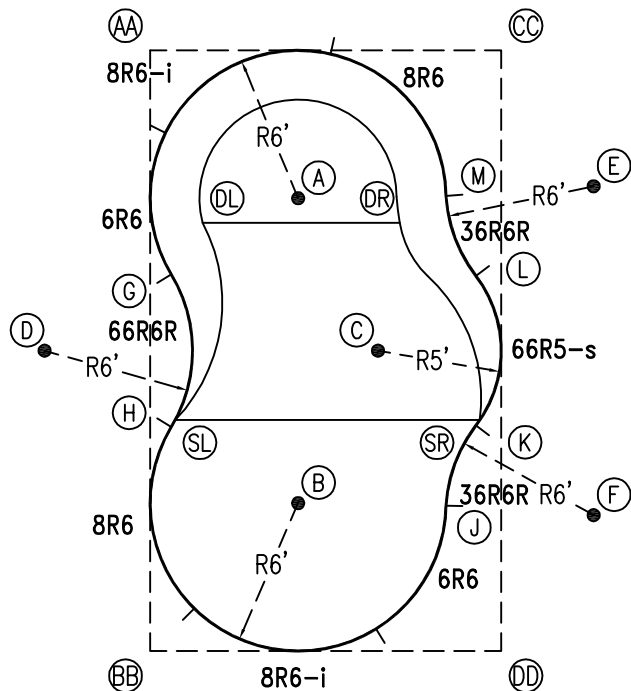
HIGHBURY POOLS LTD

ODYSEE II - LEFT 12 x 14 x 24

DRAWING REFERENCE #
50-12-24-1

DRAWN BY: JK
REV. 12 AUG 13
SHEET 1 OF 2

PERIMETER: 64'1"



EXTERNAL INSTALLATION DATA

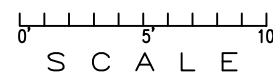
AA TO:	BB TO:	CC TO:	DD TO:
AA ---	AA 24'-4 1/2"	AA 14'-2 3/4"	AA 28'-2 3/4"
BB ---	BB ---	BB 28'-2 3/4"	BB 14'-2 3/4"
CC ---	CC ---	CC ---	CC 24'-4 1/2"
A 8'-5 3/4"	A 19'-3 3/4"	A 10'-2 1/4"	A 20'-1 1/2"
B 19'-3 3/4"	B 8'-5 3/4"	B 20'-1 1/2"	B 10'-2 1/4"
C 15'-3 1/2"	C 15'-3 1/2"	C 13'-2"	C 13'-2"
D 12'-10 3/4"	D 12'-10 3/4"	D 22'-2"	D 22'-2"
E 18'-9 3/4"	E 26'-0 3/4"	E 6'-8"	E 19'-2 3/4"
F 26'-0 3/4"	F 18'-9 3/4"	F 19'-2 3/4"	F 6'-8"
G 9'-1 1/2"	G 15'-3 1/2"	G 16'-2"	G 20'-3 3/4"
H 15'-3 1/2"	H 9'-1 1/2"	H 20'-3 3/4"	H 16'-2"
J 22'-0 1/4"	J 13'-4 1/2"	J 18'-7 1/4"	J 6'-3 3/4"
K 20'-1 3/4"	K 16'-0 3/4"	K 15'-3"	K 9'-2 1/2"
L 16'-0 3/4"	L 20'-1 3/4"	L 9'-2 1/2"	L 15'-3"
M 13'-4 1/2"	M 22'-0 1/4"	M 6'-3 3/4"	M 18'-7 1/4"
SL 15'-0 1/4"	SL 9'-5"	SL 20'-0"	SL 16'-2 1/2"
SR 20'-1"	SR 16'-3 3/4"	SR 15'-0 1/4"	SR 9'-4 3/4"
DL 7'-3 3/4"	DL 17'-5 3/4"	DL 13'-11 3/4"	DL 21'-2"
DR 12'-3 3/4"	DR 20'-1 1/4"	DR 8'-1 1/4"	DR 17'-10 1/4"

DIAGONALS

From Point "G" to:-	From Point "H" to:-
H 6'-2 1/4"	H
J 14'-6 3/4"	J 11'-7 1/8"
K 13'-9 1/2"	K 12'-4 1/4"
L 12'-4 1/4"	L 13'-9 1/2"
M 11'-7 1/8"	M 14'-6 3/4"

NOTICE

SWIMMING POOLS AND ACCESSORIES (INCLUDING DIVING BOARDS) ARE DANGEROUS WHEN IMPROPERLY USED OR INSTALLED. IT IS THE RESPONSIBILITY OF MUNICIPAL OFFICIALS, BUILDERS AND POOL OWNERS TO ADHERE TO ALL SAFETY RECOMMENDATIONS AND STANDARDS ISSUED BY THE POOL & HOT TUB COUNCIL, LOCAL AUTHORITIES AND EQUIPMENT MANUFACTURERS. PLEASE REFER TO DIVING BOARD MANUFACTURERS FOR CORRECT POSITIONING AND INSTALLATION OF DIVING EQUIPMENT.



HIGHBURY POOLS LTD

ODYSSEE II - LEFT 12 x 14 x 24

DRAWING REFERENCE #
50-12-24-1

DRAWN BY: JK
REV. 12 AUG 13
SHEET 2 OF 2