

MISCELLANEOUS INFORMATION

PERIMETER:-	67'-0"
SURFACE AREA:	281 SQ FT
VOLUME:	6559 IMP GALS 29843 L

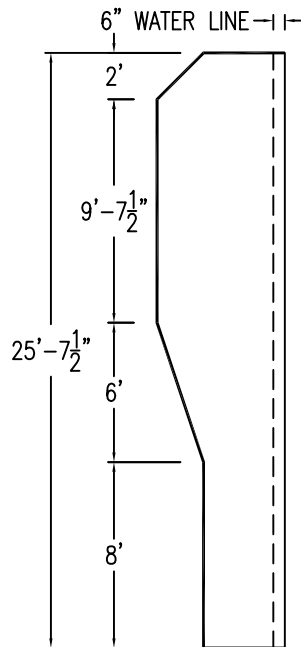
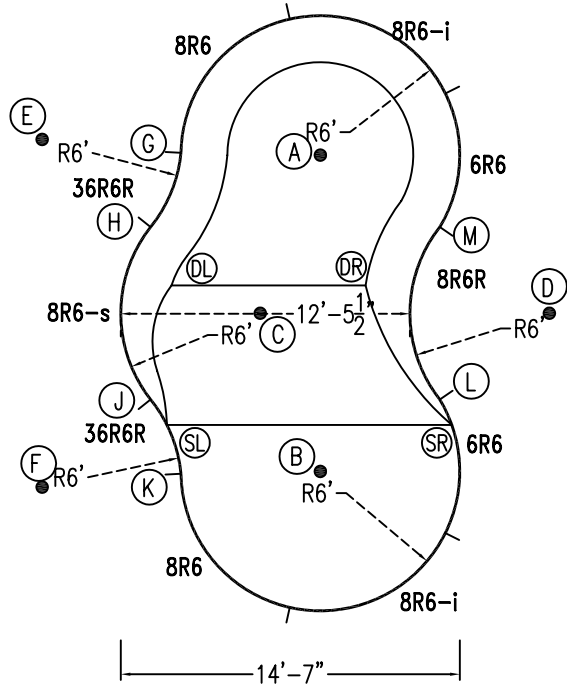
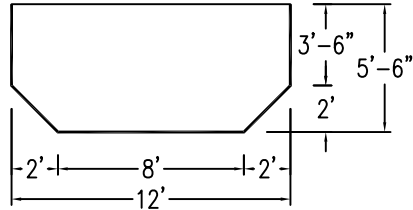
CONCRETE DECK INFO

WIDTH	AREA	NET INCREASES FOR:			
		STEPS	DIVING	SLIDE	ROLLER
2'	147	13	27	24	10
2'6"	188	17	31	20	10
3'	230	20	36	16	10

All Figures Represent "Sq Ft"

PARTS LIST

CODE	QTY	DESCRIPTION
36R6R	2	3'6" Plain x 6' Reverse Rad
8R6-i	2	8' Return x 6' Radius
8R6	2	8' Plain x 6' Radius
8R6-s	1	8' Skimmer x 6' Radius
6R6	2	6' Plain x 6' Radius
8R6R	1	8' Plain x 6' Reverse Rad
AF	10	A-Frame
S	20	Stake
NB	60	Nuts & Bolts



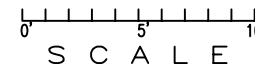
INSTALLATION DATA

From Point "A" to:-		From Point "B" to:-	
B	13'-7 3/8"	B	7'-3 3/8"
C	7'-3 3/8"	C	7'-3 3/8"
D	11'-11 3/4"	D	11'-11 3/4"
E	11'-11 7/8"	E	18'-7 5/8"
F	18'-7 5/8"	F	11'-11 7/8"
G	6'-0"	G	14'-11 5/8"
H	7'-11 1/4"	H	12'-9 5/8"
J	12'-9 5/8"	J	7'-11 1/4"
K	14'-11 5/8"	K	6'-0"
L	11'-8 1/2"	L	6'-0"
M	6'-0"	M	11'-8 1/2"
SL	13'-4 1/4"	SL	6'-10 3/4"
SR	12'-10 7/8"	SR	6'-0"
DL	8'-6 1/4"	DL	10'-2 7/8"
DR	5'-11 1/4"	DR	8'-2 3/4"

NOTICE

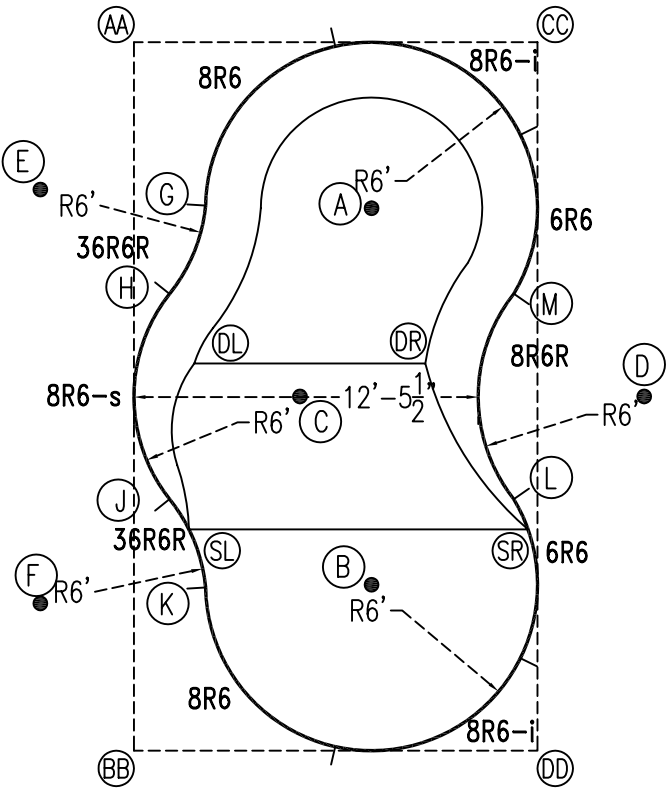
SWIMMING POOLS AND ACCESSORIES (INCLUDING DIVING BOARDS) ARE DANGEROUS WHEN IMPROPERLY USED OR INSTALLED. IT IS THE RESPONSIBILITY OF MUNICIPAL OFFICIALS, BUILDERS AND POOL OWNERS TO ADHERE TO ALL SAFETY RECOMMENDATIONS AND STANDARDS ISSUED BY THE POOL & HOT TUB COUNCIL, LOCAL AUTHORITIES AND EQUIPMENT MANUFACTURERS. PLEASE REFER TO DIVING BOARD MANUFACTURERS FOR CORRECT POSITIONING AND INSTALLATION OF DIVING EQUIPMENT.

*ALL DIMENSIONS ARE FINISHED



EXTERNAL INSTALLATION DATA

AA TO:	BB TO:	CC TO:	DD TO:
AA ---	AA 25'-7 3/8"	AA 14'-7"	AA 29'-5 3/4"
BB ---	BB ---	BB 29'-5 3/4"	BB 14'-7"
CC ---	CC ---	CC ---	CC 25'-7 3/8"
A 10'-5 3/4"	A 21'-4 7/8"	A 8'-5 7/8"	A 20'-6 1/8"
B 21'-4 7/8"	B 10'-5 3/4"	B 20'-6 1/8"	B 8'-5 7/8"
C 14'-1 3/4"	C 14'-1 3/4"	C 15'-5"	C 15'-5"
D 22'-5 3/8"	D 22'-5 3/8"	D 13'-4 1/2"	D 13'-4 1/2"
E 6'-3 3/4"	E 20'-6 3/4"	E 18'-8 7/8"	E 27'-1 1/4"
F 20'-6 3/4"	F 6'-3 3/4"	F 27'-1 1/4"	F 18'-8 7/8"
G 6'-5 3/8"	G 19'-10 1/2"	G 13'-4 1/2"	G 23'-0 7/8"
H 9'-2 1/4"	H 16'-6 3/4"	H 16'-1 3/8"	H 21'-2 1/2"
J 16'-6 3/4"	J 9'-2 1/4"	J 21'-2 1/2"	J 16'-1 3/8"
K 19'-10 1/2"	K 6'-5 3/8"	K 23'-0 7/8"	K 13'-4 1/2"
L 21'-5 3/4"	L 16'-5 5/8"	L 16'-6 1/2"	L 9'-1 5/8"
M 16'-5 5/8"	M 21'-5 3/4"	M 9'-1 5/8"	M 16'-6 1/2"
SL 17'-8 5/8"	SL 8'-2 7/8"	SL 21'-7 7/8"	SL 14'-11 1/8"
SR 22'-7 7/8"	SR 16'-4"	SR 17'-7 3/8"	SR 8'-0 1/8"
DL 11'-9 3/4"	DL 14'-2"	DL 16'-11 7/8"	DL 18'-8 1/2"
DR 15'-8 1/8"	DR 17'-6 1/4"	DR 12'-3 5/8"	DR 14'-6 7/8"

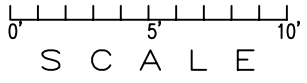


DIAGONALS

From Point "M" to:-	From Point "L" to:-
L 7'-5 1/8"	
G 11'-7 1/8"	G 15'-4 5/8"
H 12'-5 3/8"	H 14'-5 7/8"
J 14'-5 7/8"	J 12'-5 3/8"
K 15'-4 5/8"	K 11'-7 1/8"

NOTICE

SWIMMING POOLS AND ACCESSORIES (INCLUDING DIVING BOARDS) ARE DANGEROUS WHEN IMPROPERLY USED OR INSTALLED. IT IS THE RESPONSIBILITY OF MUNICIPAL OFFICIALS, BUILDERS AND POOL OWNERS TO ADHERE TO ALL SAFETY RECOMMENDATIONS AND STANDARDS ISSUED BY THE POOL & HOT TUB COUNCIL, LOCAL AUTHORITIES AND EQUIPMENT MANUFACTURERS. PLEASE REFER TO DIVING BOARD MANUFACTURERS FOR CORRECT POSITIONING AND INSTALLATION OF DIVING EQUIPMENT.



HIGHBURY POOLS LTD

ODYSEE II RIGHT 12 x 26

DRAWING REFERENCE #
50-12-26-2

DRAWN BY: GB
REV. 11 FEB 2008
SHEET 2 OF 2