

MISCELLANEOUS INFORMATION

PERIMETER:	78'
SURFACE AREA:	380 SQ FT
VOLUME:	10293 IMP GALS 46833 LITER

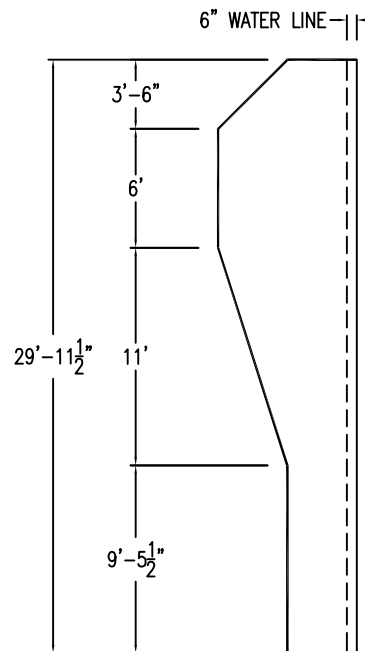
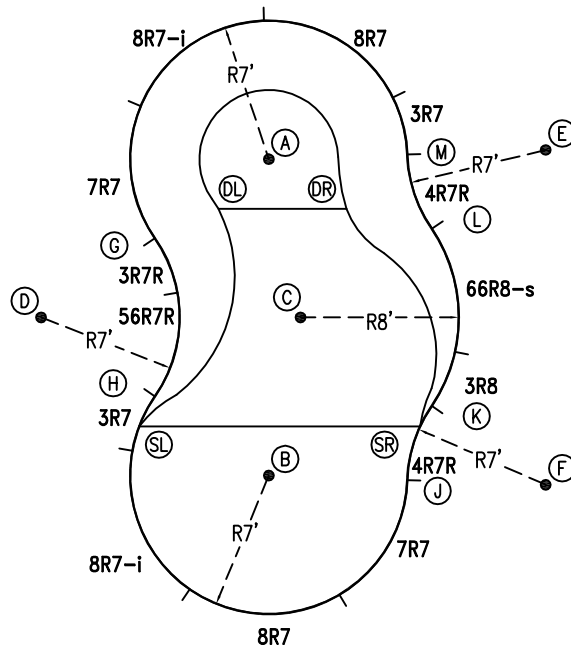
CONCRETE DECK INFO

WIDTH	AREA	NET INCREASES FOR:			
		STEPS	DIVING	SLIDE	ROLLER
2'	169	13	27	24	10
2'6"	215	17	31	20	10
3'	262	20	36	16	10

All Figures Represent "Sq Ft"

PARTS LIST

CODE	QTY	DESCRIPTION
3R7	2	3' Plain x 7' Radius
8R7	2	8' Plain x 7' Radius
8R7-i	2	8' Return x 7' Radius
7R7	2	7' Plain x 7' Radius
3R7R	1	3' Plain x 7' Reverse Radius
56R7R	1	5'6" Plain x 7' Reverse Radius
4R7R	2	4' Plain x 7' Reverse Radius
3R8	1	3' Plain x 8' Radius
66R8-s	1	6'6" Skimmer x 8' Radius
AF	14	A-Frame
S	28	Stakes
NB	84	Nuts & Bolts

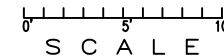


INSTALLATION DATA

From Point "A" to:-		From Point "B" to:-	
B	15'-11 3/4"	B	8'-1 3/4"
C	8'-1 3/4"	C	8'-0"
D	14'-0"	D	14'-0"
E	14'-0"	E	21'-7"
F	21'-7"	F	14'-0"
G	7'-0"	G	13'-3 1/2"
H	13'-3 1/2"	H	7'-0"
J	17'-7 3/4"	J	7'-0"
K	14'-11 1/4"	K	8'-11 1/4"
L	8'-11 1/4"	L	14'-11 1/4"
M	7'-0"	M	17'-7 3/4"
SL	15'-0"	SL	7'-0"
SR	15'-6"	SR	8'-0 1/4"
DL	3'-6 3/4"	DL	13'-8 1/2"
DR	4'-7 3/4"	DR	14'-0 1/4"

16'-7"

*ALL DIMENSIONS ARE FINISHED



NOTICE

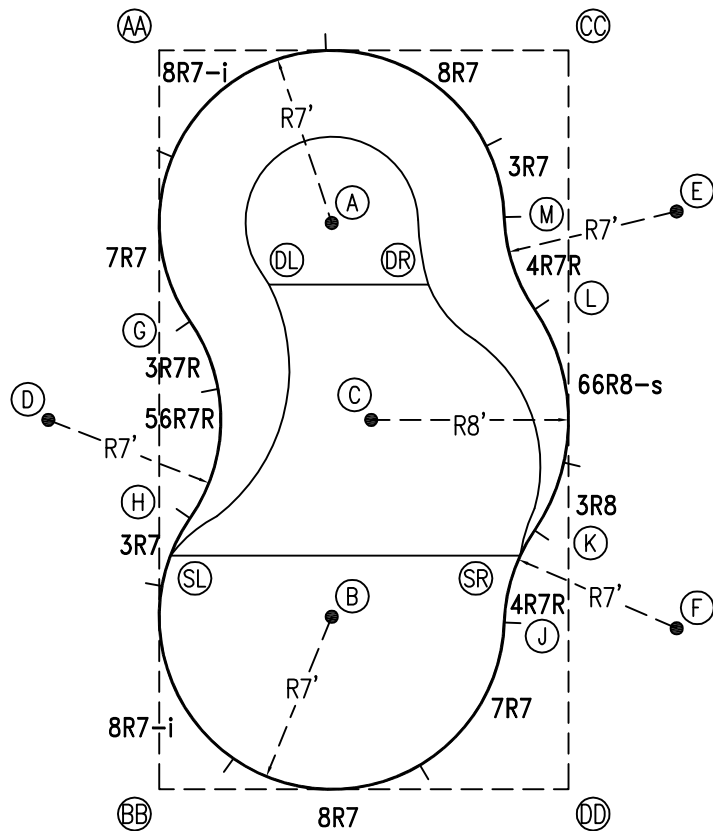
SWIMMING POOLS AND ACCESSORIES (INCLUDING DIVING BOARDS) ARE DANGEROUS WHEN IMPROPERLY USED OR INSTALLED. IT IS THE RESPONSIBILITY OF MUNICIPAL OFFICIALS, BUILDERS AND POOL OWNERS TO ADHERE TO ALL SAFETY RECOMMENDATIONS AND STANDARDS ISSUED BY THE POOL & HOT TUB COUNCIL, LOCAL AUTHORITIES AND EQUIPMENT MANUFACTURERS. PLEASE REFER TO DIVING BOARD MANUFACTURERS FOR CORRECT POSITIONING AND INSTALLATION OF DIVING EQUIPMENT.

HIGHBURY POOLS LTD

ODYSEE II - LEFT 14 x 17 x 30

DRAWING REFERENCE #
50-14-30-1

DRAWN BY: JK
REV. 22 JUL 13
SHEET 1 OF 2



EXTERNAL INSTALLATION DATA

AA TO:	BB TO:	CC TO:	DD TO:
AA ---	AA 29'-11 3/4"	AA 16'-7 1/4"	AA 34'-3 1/4"
BB ---	BB ---	BB 34'-3 1/4"	BB 16'-7 1/4"
CC ---	CC ---	CC ---	CC 29'-11 3/4"
A 9'-10 3/4"	A 24'-0 1/4"	A 11'-10 1/2"	A 24'-10 3/4"
B 24'-0 1/4"	B 9'-10 3/4"	B 24'-10 3/4"	B 11'-10 1/2"
C 17'-3 1/4"	C 17'-3 1/4"	C 16'-11 3/4"	C 16'-11 3/4"
D 15'-7 3/4"	D 15'-7 3/4"	D 25'-10 1/2"	D 25'-10 1/2"
E 21'-11 3/4"	E 31'-5 1/2"	E 7'-10 1/4"	E 23'-10 1/4"
F 31'-5 1/2"	F 21'-11 3/4"	F 23'-10 1/4"	F 7'-10 1/4"
G 11'-0 3/4"	G 19'-0 1/4"	G 18'-10 1/2"	G 24'-5"
H 19'-0 1/4"	H 11'-0 3/4"	H 24'-4 3/4"	H 18'-10 1/2"
J 27'-1 1/4"	J 15'-6 1/2"	J 23'-4 1/4"	J 7'-3"
K 24'-8 1/2"	K 18'-6"	K 19'-6"	K 10'-7 1/4"
L 18'-6"	L 24'-8 1/2"	L 10'-7 1/4"	L 19'-6"
M 15'-6 1/2"	M 27'-1 1/4"	M 7'-3"	M 23'-4 1/4"
SL 20'-6"	SL 9'-5 3/4"	SL 26'-1"	SL 18'-8 3/4"
SR 25'-2 1/4"	SR 17'-5 1/4"	SR 20'-7"	SR 9'-8"
DL 10'-5 3/4"	DL 20'-11 1/2"	DL 15'-5"	DL 23'-9 3/4"
DR 14'-5 3/4"	DR 23'-2 1/2"	DR 11'-0 3/4"	DR 21'-3"

DIAGONALS

From Point "G" to:-	From Point "H" to:-
H 7'-11 7/8"	H
J 17'-7 7/8"	J 13'-5 1/8"
K 16'-4 1/4"	K 13'-11 7/8"
L 14'-0"	L 16'-4 1/8"
M 13'-5 1/8"	M 17'-7 7/8"

NOTICE

SWIMMING POOLS AND ACCESSORIES (INCLUDING DIVING BOARDS) ARE DANGEROUS WHEN IMPROPERLY USED OR INSTALLED. IT IS THE RESPONSIBILITY OF MUNICIPAL OFFICIALS, BUILDERS AND POOL OWNERS TO ADHERE TO ALL SAFETY RECOMMENDATIONS AND STANDARDS ISSUED BY THE POOL & HOT TUB COUNCIL, LOCAL AUTHORITIES AND EQUIPMENT MANUFACTURERS. PLEASE REFER TO DIVING BOARD MANUFACTURERS FOR CORRECT POSITIONING AND INSTALLATION OF DIVING EQUIPMENT.

