

MISCELLANEOUS INFORMATION

PERIMETER:-	84'-0"
SURFACE AREA:	458.6 SQ FT
VOLUME:	13745 IMP GALS 62540 L

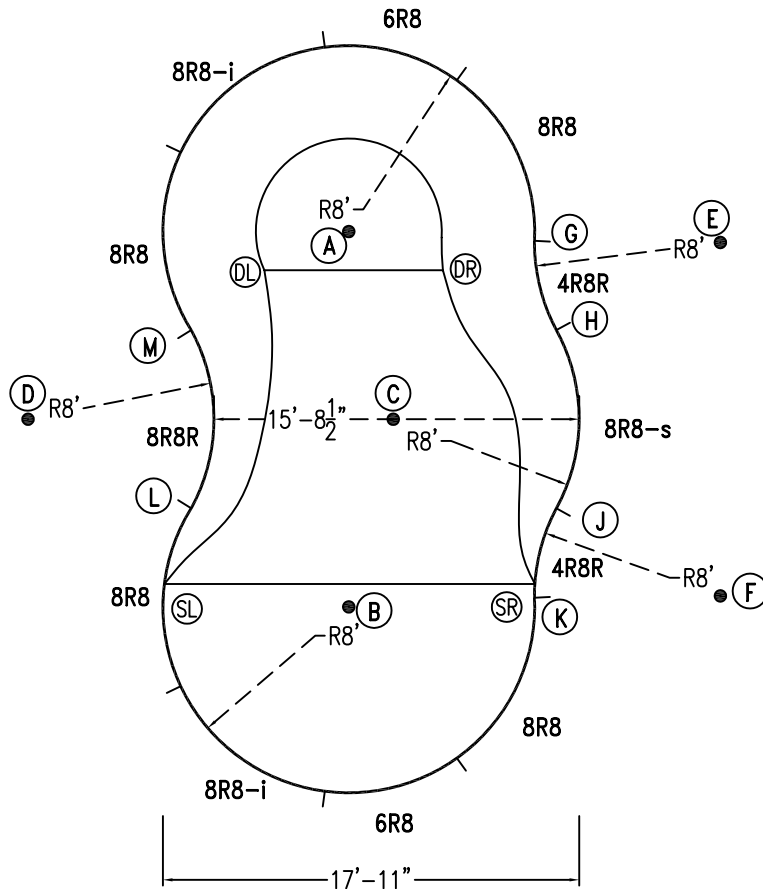
CONCRETE DECK INFO

WIDTH	AREA	NET INCREASES FOR:			
		STEPS	DIVING	SLIDE	ROLLER
2'	180	13	27	24	10
2'6"	229	17	31	20	10
3'	280	20	36	16	10

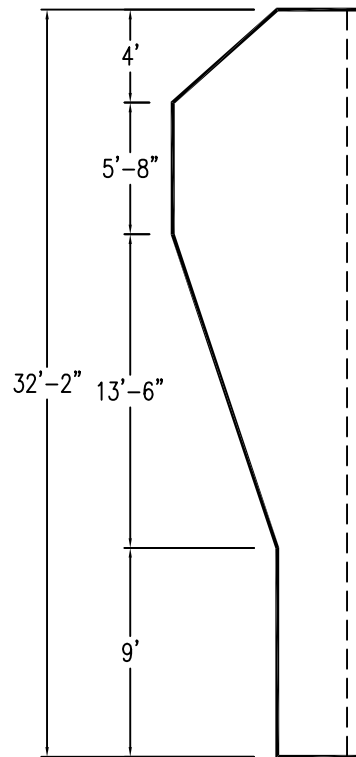
All Figures Represent "Sq Ft"

PARTS LIST

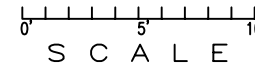
CODE	QTY	DESCRIPTION
8R8-s	1	8' Skimmer x 8' Radius
8R8-i	2	8' Return x 8' Radius
8R8	4	8' Plain x 8' Radius
6R8	2	6' Plain x 8' Radius
8R8R	1	8' Plain x 8' Rev Radius
4R8R	2	4' Plain x 8' Rev Radius
AF	12	A-Frame
S	24	Stake
NB	72	Nuts & Bolts



6" WATER LINE -11-



*ALL DIMENSIONS ARE FINISHED



INSTALLATION DATA

From Point "A" to:-		From Point "B" to:-	
B	16'-1 7/8"	B	8'-3 5/8"
C	8'-3 5/8"	C	8'-3 5/8"
D	15'-11 7/8"	D	15'-11 7/8"
E	16'-0"	E	22'-4 3/4"
F	22'-4 3/4"	F	16'-0"
G	8'-0"	G	17'-8"
H	9'-10 5/8"	H	14'-10 5/8"
J	14'-10 5/8"	J	9'-10 5/8"
K	17'-8"	K	8'-0"
L	13'-8 1/2"	L	8'-0"
M	8'-0"	M	13'-8 1/2"
SL	17'-1 3/8"	SL	8'-0"
SR	17'-1 3/4"	SR	8'-0 3/4"
DL	4'-0"	DL	14'-11 1/4"
DR	4'-4 1/2"	DR	15'-0 1/2"

NOTICE

SWIMMING POOLS AND ACCESSORIES (INCLUDING DIVING BOARDS) ARE DANGEROUS WHEN IMPROPERLY USED OR INSTALLED. IT IS THE RESPONSIBILITY OF MUNICIPAL OFFICIALS, BUILDERS AND POOL OWNERS TO ADHERE TO ALL SAFETY RECOMMENDATIONS AND STANDARDS ISSUED BY THE POOL & HOT TUB COUNCIL, LOCAL AUTHORITIES AND EQUIPMENT MANUFACTURERS. PLEASE REFER TO DIVING BOARD MANUFACTURERS FOR CORRECT POSITIONING AND INSTALLATION OF DIVING EQUIPMENT.

EXTERNAL INSTALLATION DATA

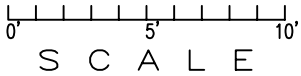
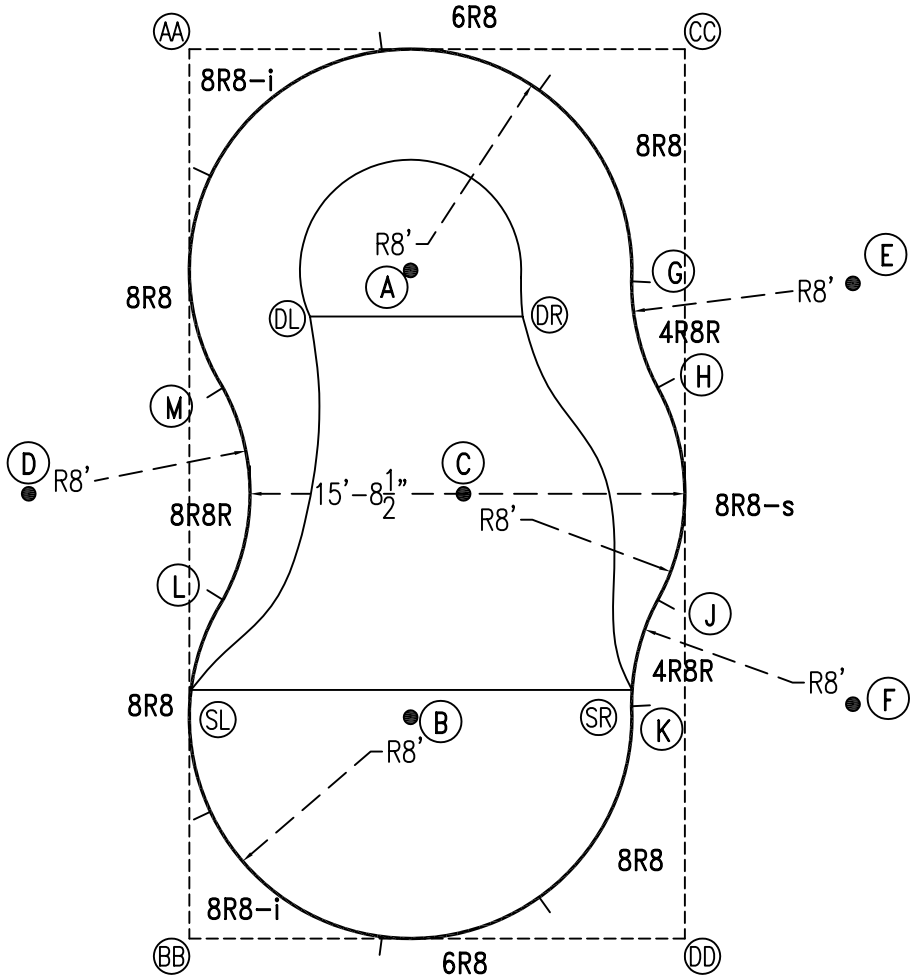
AA TO:		BB TO:		CC TO:		DD TO:	
AA	--	AA	32'-1 7/8"	AA	17'-10 7/8"	AA	36'-9 5/8"
BB	--	BB	--	BB	36'-9 5/8"	BB	17'-10 7/8"
CC	--	CC	--	CC	--	CC	32'-1 7/8"
A	11'-3 3/4"	A	25'-5 3/8"	A	12'-8 7/8"	A	26'-1 1/4"
B	25'-5 3/8"	B	11'-3 3/4"	B	26'-1 1/4"	B	12'-8 7/8"
C	18'-10 5/8"	C	18'-10 5/8"	C	17'-11 1/2"	C	17'-11 1/2"
D	17'-1 1/8"	D	17'-1 1/8"	D	28'-7 7/8"	D	28'-7 7/8"
E	25'-5 1/4"	E	33'-8 1/2"	E	10'-5 1/8"	E	24'-5 3/8"
F	33'-8 1/2"	F	25'-5 1/4"	F	24'-5 3/8"	F	10'-5 1/8"
G	18'-0 3/4"	G	28'-7 5/8"	G	8'-7 3/8"	G	23'-10"
H	20'-10 3/4"	H	26'-1 5/8"	H	12'-3 3/8"	H	19'-11 1/4"
J	26'-1 5/8"	J	20'-10 3/4"	J	19'-11 1/4"	J	12'-3 3/8"
K	28'-7 5/8"	K	18'-0 3/4"	K	23'-10"	K	8'-7 3/8"
L	19'-11 3/8"	L	12'-3 5/8"	L	25'-11 7/8"	L	20'-8 3/8"
M	12'-3 5/8"	M	19'-11 3/8"	M	20'-8 3/8"	M	25'-11 7/8"
SL	23'-2"	SL	8'-11 7/8"	SL	29'-2 7/8"	SL	19'-11 7/8"
SR	28'-1 7/8"	SR	18'-4 1/4"	SR	23'-2 7/8"	SR	9'-2 1/4"
DL	10'-7 1/4"	DL	22'-10 7/8"	DL	16'-7 3/4"	DL	26'-3"
DR	15'-5 3/8"	DR	25'-6 1/8"	DR	11'-3 5/8"	DR	23'-2 7/8"

DIAGONALS

From Point "M" to:-		From Point "L" to:-	
L	7'-8"		
G	15'-3 1/8"	G	18'-8 3/4"
H	15'-8 5/8"	H	17'-5 7/8"
J	17'-5 7/8"	J	15'-8 5/8"
K	18'-8 3/4"	K	15'-3 1/4"

NOTICE

SWIMMING POOLS AND ACCESSORIES (INCLUDING DIVING BOARDS) ARE DANGEROUS WHEN IMPROPERLY USED OR INSTALLED. IT IS THE RESPONSIBILITY OF MUNICIPAL OFFICIALS, BUILDERS AND POOL OWNERS TO ADHERE TO ALL SAFETY RECOMMENDATIONS AND STANDARDS ISSUED BY THE POOL & HOT TUB COUNCIL, LOCAL AUTHORITIES AND EQUIPMENT MANUFACTURERS. PLEASE REFER TO DIVING BOARD MANUFACTURERS FOR CORRECT POSITIONING AND INSTALLATION OF DIVING EQUIPMENT.



HIGHBURY POOLS LTD

ODYSEE II LEFT
16 x 17'11 x 32

DRAWING REFERENCE #
50-16-32-1

DRAWN BY: GB
REV. 11 FEB 2008
SHEET 2 OF 2