

### MISCELLANEOUS INFORMATION

PERIMETER:	90'
SURFACE AREA:	543 SQ FT
VOLUME:	16184 IMP GALS 73637 LITER

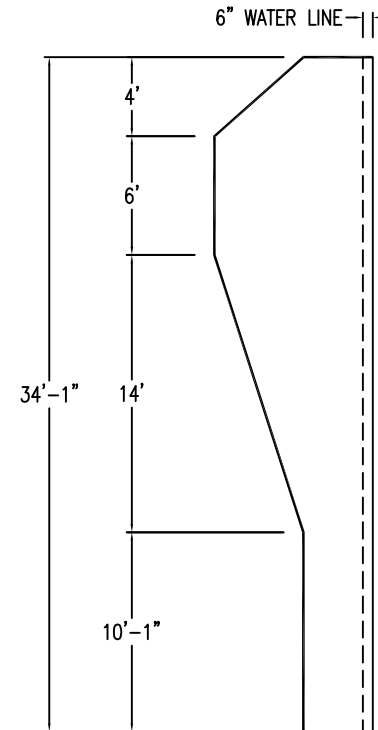
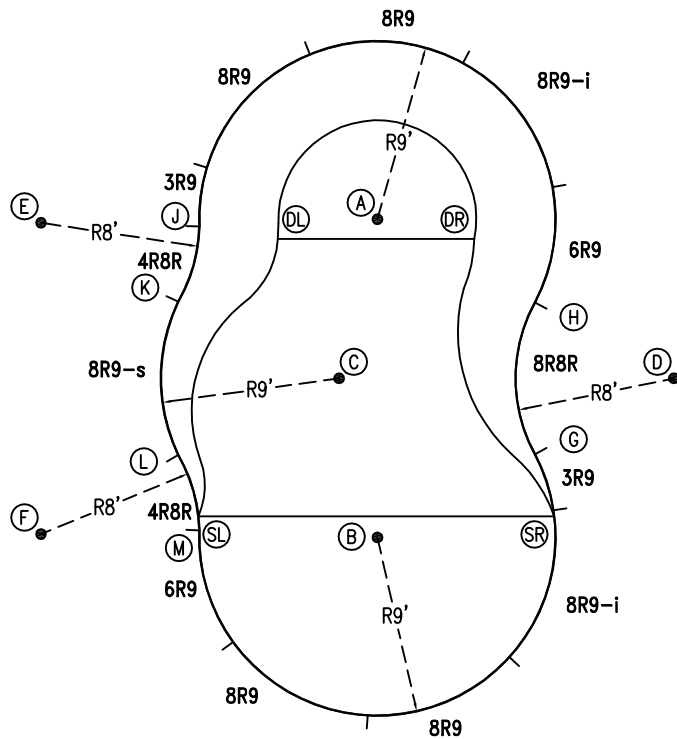
### CONCRETE DECK INFO

WIDTH	AREA	NET INCREASES FOR:			
		STEPS	DIVING	SLIDE	ROLLER
2'	193	13	27	24	10
2'6"	245	17	31	20	10
3'	299	20	36	16	10

All Figures Represent "Sq Ft"

### PARTS LIST

CODE	QTY	DESCRIPTION
3R9	2	3' Plain x 9' Radius
8R9	4	8' Plain x 9' Radius
8R9-i	2	8' Return x 9' Radius
6R9	2	6' Plain x 9' Radius
8R8R	1	8' Plain x 8' Reverse Radius
4R8R	2	4' Plain x 8' Reverse Radius
8R9-s	1	8' Skimmer x 9' Radius
AF	14	A-Frame
S	28	Stakes
NB	84	Nuts & Bolts



### INSTALLATION DATA

From Point "A" to:-		From Point "B" to:-	
B	16'-0 3/4"	B	8'-3 1/4"
C	8'-3 1/4"	C	8'-3 1/4"
D	17'-0"	D	17'-0"
E	16'-11 3/4"	E	23'-3 1/4"
F	23'-3 1/4"	F	16'-11 3/4"
G	14'-3 1/2"	G	9'-0"
H	9'-0"	H	14'-3 1/2"
J	9'-0"	J	18'-1 1/4"
K	10'-10 1/2"	K	15'-7"
L	15'-7"	L	10'-10 1/2"
M	18'-1 1/4"	M	9'-0"
SL	17'-6"	SL	9'-1 1/4"
SR	17'-5 1/2"	SR	9'-0"
DL	5'-1 1/2"	DL	15'-10 1/2"
DR	5'-0"	DR	15'-10 1/4"

19'-11"

\*ALL DIMENSIONS ARE FINISHED

0 5 10  
SCALE

### NOTICE

SWIMMING POOLS AND ACCESSORIES (INCLUDING DIVING BOARDS) ARE DANGEROUS WHEN IMPROPERLY USED OR INSTALLED. IT IS THE RESPONSIBILITY OF MUNICIPAL OFFICIALS, BUILDERS AND POOL OWNERS TO ADHERE TO ALL SAFETY RECOMMENDATIONS AND STANDARDS ISSUED BY THE POOL & HOT TUB COUNCIL, LOCAL AUTHORITIES AND EQUIPMENT MANUFACTURERS. PLEASE REFER TO DIVING BOARD MANUFACTURERS FOR CORRECT POSITIONING AND INSTALLATION OF DIVING EQUIPMENT.

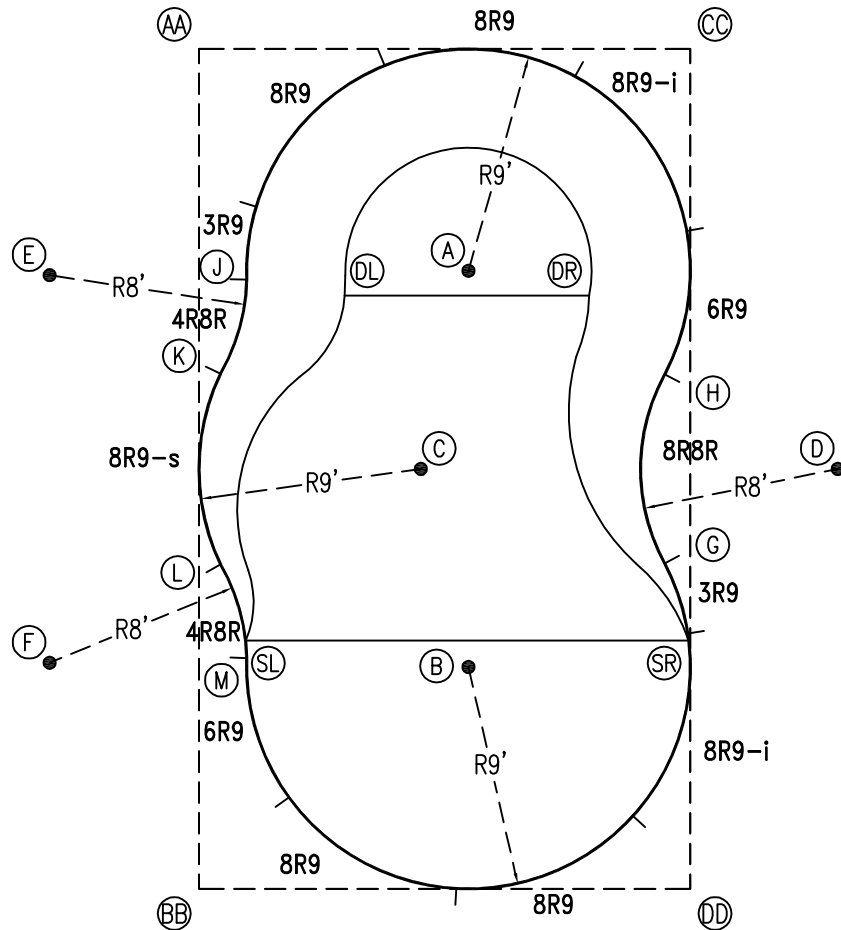
HIGHBURY POOLS LTD

ODYSEE II - RIGHT 18 x 20 x 34

DRAWING REFERENCE #  
50-18-34-2

DRAWN BY: JK  
REV. 13 AUG 13  
SHEET 1 OF 2

PERIMETER: 90'



EXTERNAL INSTALLATION DATA

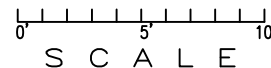
AA TO:	BB TO:	CC TO:	DD TO:
AA ---	AA 34'-0 3/4"	AA 19'-11 1/4"	AA 39'-5 3/4"
BB ---	BB ---	BB 39'-5 3/4"	BB 19'-11 1/4"
CC ---	CC ---	CC ---	CC 34'-0 3/4"
A 14'-1 3/4"	A 27'-4 1/4"	A 12'-8 3/4"	A 26'-7 1/2"
B 27'-4 1/4"	B 14'-1 3/4"	B 26'-7 1/2"	B 12'-8 3/4"
C 19'-3 1/4"	C 19'-3 1/4"	C 20'-2 3/4"	C 20'-2 3/4"
D 31'-0"	D 31'-0"	D 18'-0 1/2"	D 18'-0 1/2"
E 10'-11 3/4"	E 25'-7 1/2"	E 27'-6 3/4"	E 35'-11 3/4"
F 25'-7 1/2"	F 10'-11 3/4"	F 35'-11 3/4"	F 27'-6 3/4"
G 28'-1 3/4"	G 23'-0 1/2"	G 20'-10 3/4"	G 13'-2 3/4"
H 23'-0 1/2"	H 28'-1 3/4"	H 13'-2 3/4"	H 20'-10 3/4"
J 9'-6 1/2"	J 24'-9 1/2"	J 20'-3 1/4"	J 30'-6 3/4"
K 13'-2 1/4"	K 20'-11"	K 23'-1 3/4"	K 28'-3 1/2"
L 20'-11"	L 13'-2 1/4"	L 28'-3 1/2"	L 23'-1 3/4"
M 24'-9 1/2"	M 9'-6 1/2"	M 30'-6 3/4"	M 20'-3 1/4"
SL 24'-0 3/4"	SL 10'-2 3/4"	SL 30'-0 1/4"	SL 20'-7 3/4"
SR 31'-1 3/4"	SR 22'-3 1/4"	SR 24'-0"	SR 10'-0 3/4"
DL 11'-7 1/4"	DL 24'-9 1/2"	DL 17'-2 1/2"	DL 27'-10 1/4"
DR 18'-8 3/4"	DR 28'-9 3/4"	DR 10'-9 3/4"	DR 24'-5"

DIAGONALS

From Point "G" to:-	From Point "H" to:-
H 7'-8"	H
J 20'-5 7/8"	J 17'-4 5/8"
K 19'-7 1/8"	X 18'-0 1/4"
L 18'-0 1/4"	L 19'-7 1/8"
M 17'-4 5/8"	M 20'-5 7/8"

NOTICE

SWIMMING POOLS AND ACCESSORIES (INCLUDING DIVING BOARDS) ARE DANGEROUS WHEN IMPROPERLY USED OR INSTALLED. IT IS THE RESPONSIBILITY OF MUNICIPAL OFFICIALS, BUILDERS AND POOL OWNERS TO ADHERE TO ALL SAFETY RECOMMENDATIONS AND STANDARDS ISSUED BY THE POOL & HOT TUB COUNCIL, LOCAL AUTHORITIES AND EQUIPMENT MANUFACTURERS. PLEASE REFER TO DIVING BOARD MANUFACTURERS FOR CORRECT POSITIONING AND INSTALLATION OF DIVING EQUIPMENT.



HIGHBURY POOLS LTD

ODYSSEE II - RIGHT 18 x 20 x 34

DRAWING REFERENCE #  
50-18-34-2

DRAWN BY: JK  
REV. 13 AUG 13  
SHEET 2 OF 2