

MISCELLANEOUS INFORMATION

PERIMETER:	95'
SURFACE AREA:	582 SQ FT
VOLUME:	17413 IMP GALS 79229 LITER

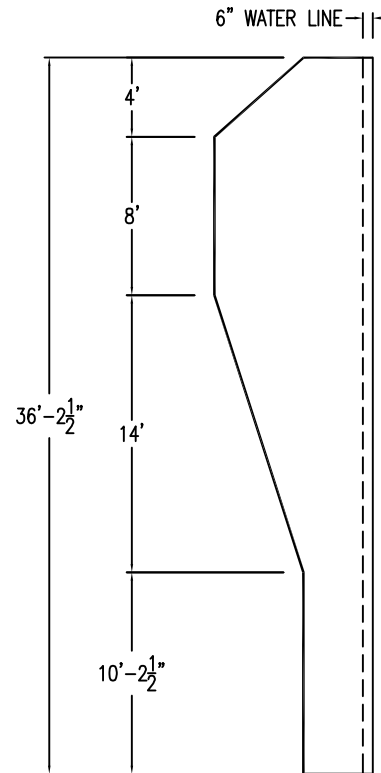
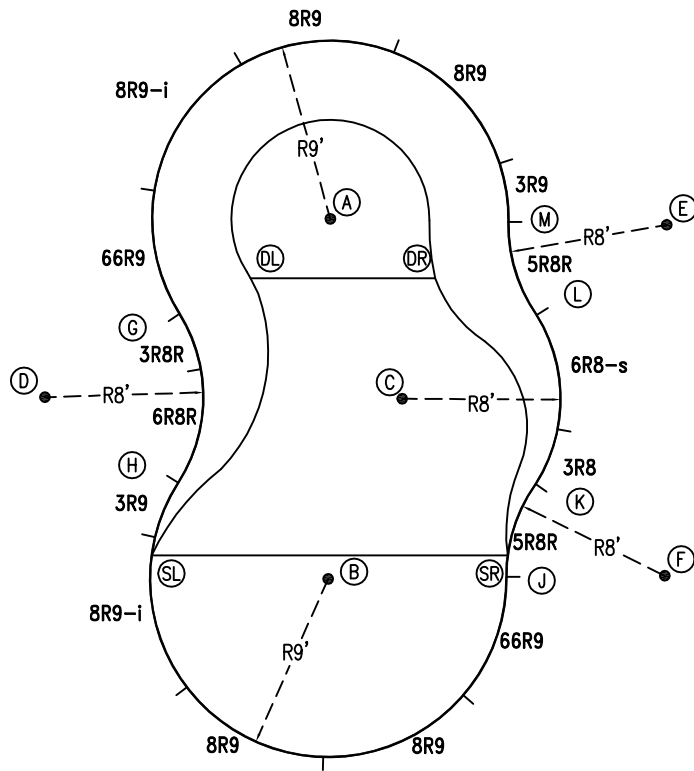
CONCRETE DECK INFO

WIDTH	AREA	NET INCREASES FOR:			
		STEPS	DIVING	SLIDE	ROLLER
2'	203	13	27	24	10
2'6"	257	17	31	20	10
3'	313	20	36	16	10

All Figures Represent "Sq Ft"

PARTS LIST

CODE	QTY	DESCRIPTION
3R9	2	3' Plain x 9' Radius
8R9	4	8' Plain x 9' Radius
8R9-i	2	8' Return x 9' Radius
66R9	2	6'6" Plain x 9' Radius
3R8R	1	3' Plain x 8' Reverse Radius
6R8R	1	6' Plain x 8' Reverse Radius
5R8R	2	5' Plain x 8' Reverse Radius
3R8	1	3' Plain x 8' Radius
6R8-s	1	6' Skimmer x 8' Radius
AF	16	A-Frame
S	32	Stakes
NB	96	Nuts & Bolts

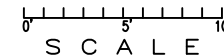


INSTALLATION DATA

From Point "A" to:-		From Point "B" to:-	
B	18'-2 1/4"	B	9'-10"
C	9'-9 1/2"	C	9'-10"
D	17'-0"	D	17'-0"
E	17'-0"	E	24'-8 3/4"
F	24'-8 1/2"	F	17'-0"
G	9'-0"	G	15'-4"
H	15'-4 3/4"	H	9'-0"
J	20'-1 3/4"	J	9'-0"
K	16'-11 1/4"	K	11'-6 1/4"
L	11'-6"	L	16'-11 3/4"
M	9'-0"	M	20'-2 1/4"
SL	19'-2 3/4"	SL	9'-0"
SR	19'-2 1/2"	SR	9'-1 3/4"
DL	5'-0 1/4"	DL	15'-8 1/4"
DR	6'-1"	DR	16'-1 1/2"

20'-9"

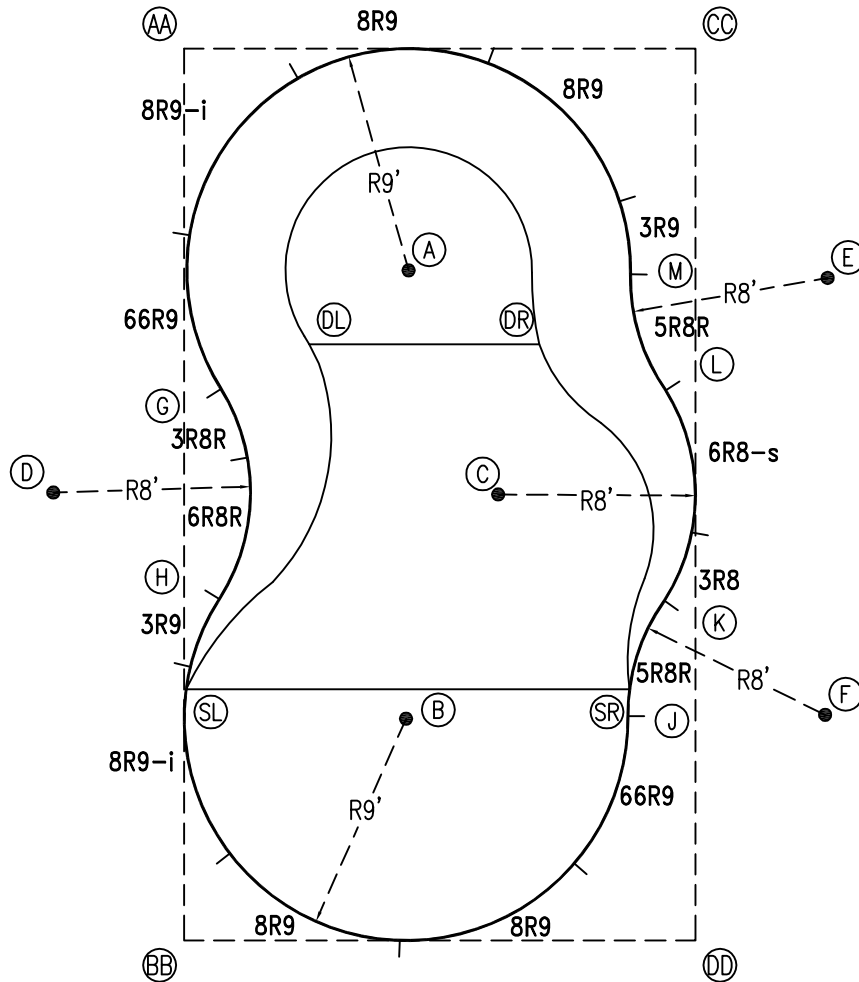
*ALL DIMENSIONS ARE FINISHED



NOTICE

SWIMMING POOLS AND ACCESSORIES (INCLUDING DIVING BOARDS) ARE DANGEROUS WHEN IMPROPERLY USED OR INSTALLED. IT IS THE RESPONSIBILITY OF MUNICIPAL OFFICIALS, BUILDERS AND POOL OWNERS TO ADHERE TO ALL SAFETY RECOMMENDATIONS AND STANDARDS ISSUED BY THE POOL & HOT TUB COUNCIL, LOCAL AUTHORITIES AND EQUIPMENT MANUFACTURERS. PLEASE REFER TO DIVING BOARD MANUFACTURERS FOR CORRECT POSITIONING AND INSTALLATION OF DIVING EQUIPMENT.

PERIMETER: 95'



EXTERNAL INSTALLATION DATA

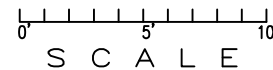
AA TO:	BB TO:	CC TO:	DD TO:
AA ---	AA 36'-2 1/4"	AA 20'-8 3/4"	AA 41'-8 1/2"
BB ---	BB ---	BB 41'-8 1/2"	BB 20'-8 3/4"
CC ---	CC ---	CC ---	CC 36'-2 1/4"
A 12'-9 1/2"	A 28'-8"	A 14'-8 1/2"	A 29'-6 3/4"
B 28'-7 1/2"	B 12'-8 3/4"	B 29'-7 1/4"	B 14'-9 1/2"
C 22'-1 1/2"	C 22'-1 1/2"	C 19'-9 1/4"	C 19'-9 1/2"
D 18'-9 1/4"	D 18'-11 1/4"	D 31'-8"	D 31'-9"
E 27'-8 1/2"	E 37'-5 1/2"	E 10'-8 3/4"	E 27'-4 3/4"
F 37'-6"	F 27'-6 3/4"	F 27'-6 1/2"	F 10'-6 3/4"
G 13'-10 1/2"	G 22'-5 1/4"	G 23'-8"	G 29'-6 1/4"
H 22'-4 1/2"	H 13'-11"	H 29'-6 1/4"	H 23'-9 1/4"
J 32'-6 1/4"	J 20'-2"	J 27'-2 3/4"	J 9'-6"
K 29'-8"	K 23'-10 1/4"	K 22'-5"	K 13'-10 1/4"
L 23'-11 1/4"	L 29'-7 3/4"	L 13'-10 3/4"	L 22'-4 1/4"
M 20'-3 1/4"	M 32'-6 1/4"	M 9'-6 1/4"	M 27'-1 3/4"
SL 26'-0"	SL 10'-2 1/4"	SL 33'-2 1/2"	SL 23'-0 1/4"
SR 31'-7 3/4"	SR 20'-8 3/4"	SR 26'-1 1/2"	SR 10'-6 1/4"
DL 13'-0 1/4"	DL 24'-8 1/2"	DL 19'-8 3/4"	DL 28'-9 3/4"
DR 18'-9"	DR 28'-1 3/4"	DR 13'-6 3/4"	DR 25'-0"

DIAGONALS

From Point "G" to:-	From Point "H" to:-
H 8'-6 3/8"	H
J 21'-2 1/4"	J 17'-2 7/8"
K 19'-11 1/8"	K 18'-0 3/4"
L 18'-0 3/8"	L 19'-11 7/8"
M 17'-2 7/8"	M 21'-3 1/8"

NOTICE

SWIMMING POOLS AND ACCESSORIES (INCLUDING DIVING BOARDS) ARE DANGEROUS WHEN IMPROPERLY USED OR INSTALLED. IT IS THE RESPONSIBILITY OF MUNICIPAL OFFICIALS, BUILDERS AND POOL OWNERS TO ADHERE TO ALL SAFETY RECOMMENDATIONS AND STANDARDS ISSUED BY THE POOL & HOT TUB COUNCIL, LOCAL AUTHORITIES AND EQUIPMENT MANUFACTURERS. PLEASE REFER TO DIVING BOARD MANUFACTURERS FOR CORRECT POSITIONING AND INSTALLATION OF DIVING EQUIPMENT.



HIGHBURY POOLS LTD

ODYSEE II - LEFT 18 x 21 x 36

DRAWING REFERENCE #
50-18-36-1

DRAWN BY: JK
REV. 26 AUG 13
SHEET 2 OF 2