

**MISCELLANEOUS INFORMATION**

PERIMETER:	99'
SURFACE AREA:	613 SQ FT
VOLUME:	17986 IMP GALS 81836 LITER

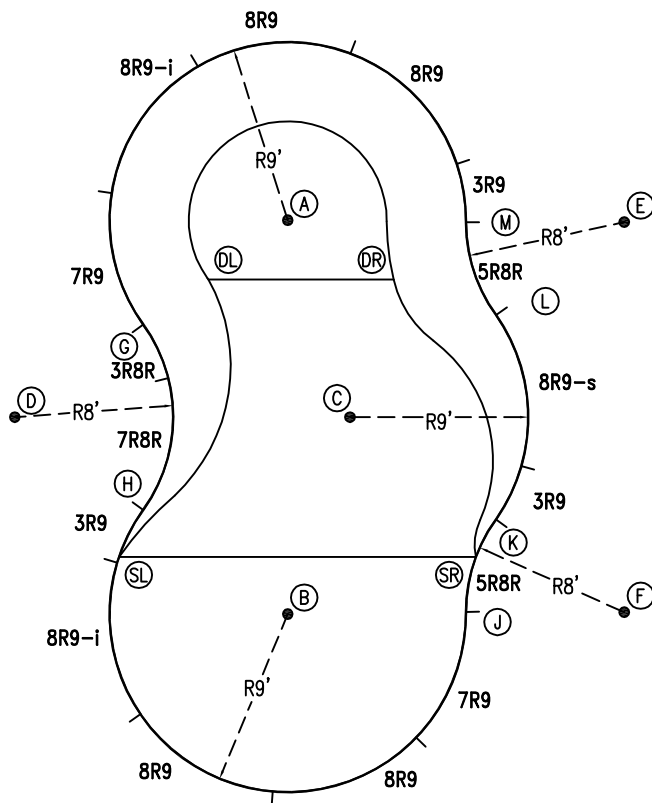
**CONCRETE DECK INFO**

WIDTH	AREA	NET INCREASES FOR:			
		STEPS	DIVING	SLIDE	ROLLER
2'	210	13	27	24	10
2'6"	267	17	31	20	10
3'	325	20	36	16	10

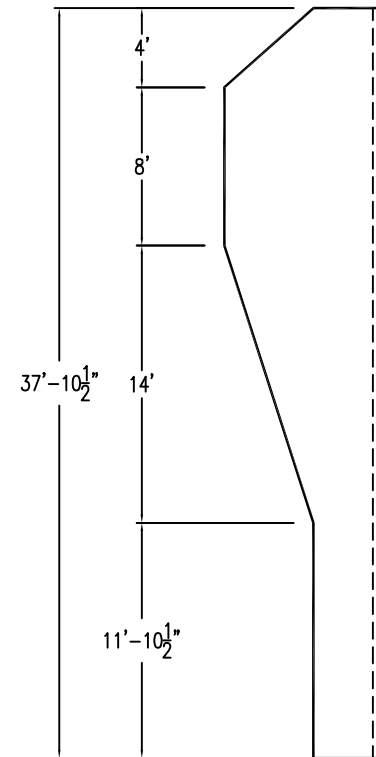
All Figures Represent "Sq Ft"

**PARTS LIST**

CODE	QTY	DESCRIPTION
3R9	3	3' Plain x 9' Radius
8R9	4	8' Plain x 9' Radius
8R9-i	2	8' Return x 9' Radius
7R9	2	7' Plain x 9' Radius
3R8R	1	3' Plain x 8' Reverse Radius
7R8R	1	7' Plain x 8' Reverse Radius
5R8R	2	5' Plain x 8' Reverse Radius
8R9-s	1	8' Skimmer x 9' Radius
AF	16	A-Frame
S	32	Stakes
NB	96	Nuts & Bolts



6" WATER LINE



**INSTALLATION DATA**

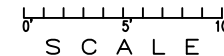
From Point "A" to:-		From Point "B" to:-	
B	19'-10 1/2"	B	10'-5"
C	10'-5"	C	17'-0"
D	17'-0"	D	17'-0"
E	17'-0"	E	26'-1"
F	26'-1"	F	17'-0"
G	9'-0"	G	16'-4"
H	16'-4"	H	9'-0"
J	21'-8 3/4"	J	9'-0"
K	18'-4 3/4"	K	11'-6 1/2"
L	11'-6 1/2"	L	18'-4 3/4"
M	9'-0"	M	21'-8 3/4"
SL	19'-0 1/4"	SL	9'-0"
SR	19'-5 3/4"	SR	9'-11 1/4"
DL	5'-0"	DL	17'-4 1/4"
DR	6'-1 1/2"	DR	17'-8 1/2"

**NOTICE**

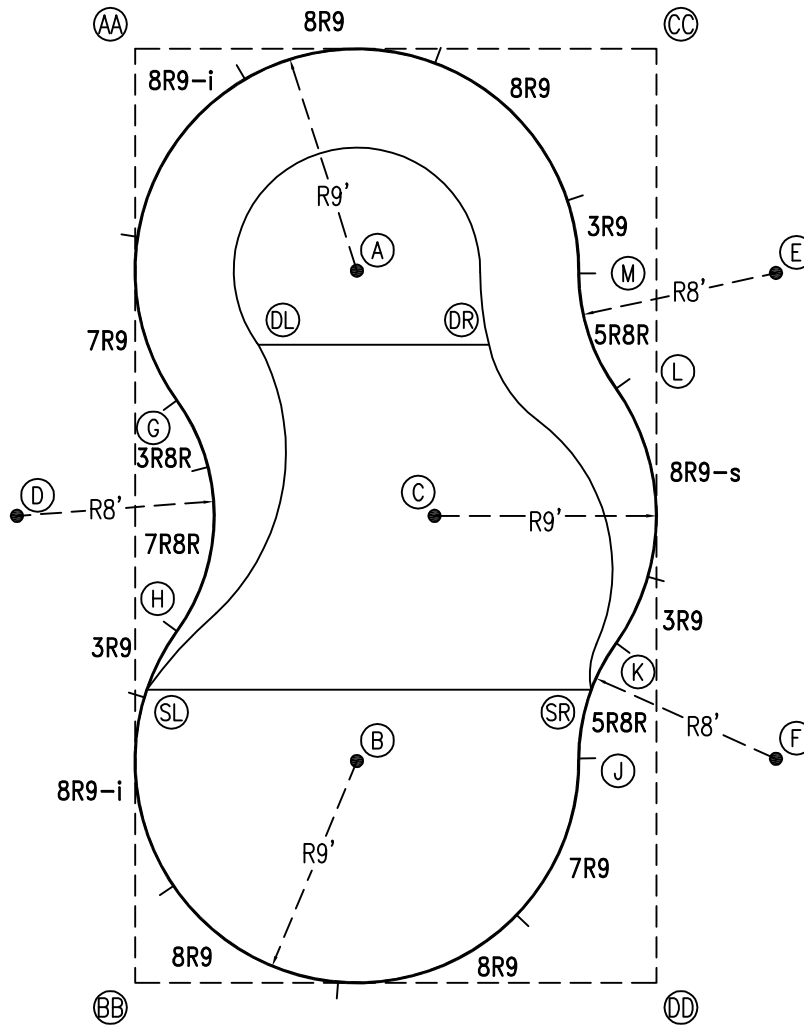
SWIMMING POOLS AND ACCESSORIES (INCLUDING DIVING BOARDS) ARE DANGEROUS WHEN IMPROPERLY USED OR INSTALLED. IT IS THE RESPONSIBILITY OF MUNICIPAL OFFICIALS, BUILDERS AND POOL OWNERS TO ADHERE TO ALL SAFETY RECOMMENDATIONS AND STANDARDS ISSUED BY THE POOL & HOT TUB COUNCIL, LOCAL AUTHORITIES AND EQUIPMENT MANUFACTURERS. PLEASE REFER TO DIVING BOARD MANUFACTURERS FOR CORRECT POSITIONING AND INSTALLATION OF DIVING EQUIPMENT.

21'-2"

\*ALL DIMENSIONS ARE FINISHED



PERIMETER: 99'



EXTERNAL INSTALLATION DATA

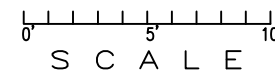
AA TO:	BB TO:	CC TO:	DD TO:
AA ---	AA 37'-10 1/2"	AA 21'-1 3/4"	AA 43'-4 3/4"
BB ---	BB ---	BB 43'-4 3/4"	BB 21'-1 3/4"
CC ---	CC ---	CC ---	CC 37'-10 1/2"
A 12'-8 3/4"	A 30'-3"	A 15'-1 1/4"	A 31'-4"
B 30'-3"	B 12'-8 3/4"	B 31'-4"	B 15'-1 1/4"
C 22'-6"	C 22'-6"	C 20'-11 3/4"	C 20'-11 3/4"
D 19'-6 1/2"	D 19'-6 1/2"	D 32'-1 1/4"	D 32'-1 1/4"
E 27'-6 1/2"	E 38'-9 1/2"	E 10'-3 1/2"	E 29'-2 1/2"
F 38'-9 1/2"	F 27'-6 1/2"	F 29'-2 1/2"	F 10'-3 1/2"
G 14'-4 1/4"	G 23'-8 1/4"	G 24'-1 1/4"	G 30'-7 1/4"
H 23'-8 1/4"	H 14'-4 1/4"	H 30'-7 1/4"	H 24'-1 1/4"
J 33'-11 1/4"	J 20'-2"	J 28'-11 1/2"	J 9'-7 1/2"
K 31'-0 1/4"	K 23'-10 3/4"	K 24'-1 3/4"	K 13'-10 1/2"
L 23'-10 3/4"	L 31'-0 1/4"	L 13'-10 1/2"	L 24'-1 3/4"
M 20'-2"	M 33'-11 1/4"	M 9'-7 1/2"	M 28'-11 1/2"
SL 26'-0"	SL 11'-10 3/4"	SL 33'-2 1/2"	SL 23'-10"
SR 31'-10 3/4"	SR 22'-0"	SR 26'-1 1/2"	SR 12'-2"
DL 13'-0"	DL 26'-4 1/4"	DL 20'-1 1/4"	DL 30'-6"
DR 18'-8 1/2"	DR 29'-7 1/4"	DR 13'-9 1/2"	DR 26'-9 1/4"

DIAGONALS

From Point "G" to:-	From Point "H" to:-
H 9'-4 3/8"	H
J 21'-9 7/8"	J 17'-1 1/8"
K 20'-4 1/4"	K 17'-9 7/8"
L 17'-9 7/8"	L 20'-4 1/4"
M 17'-1 1/8"	M 21'-9 7/8"

NOTICE

SWIMMING POOLS AND ACCESSORIES (INCLUDING DIVING BOARDS) ARE DANGEROUS WHEN IMPROPERLY USED OR INSTALLED. IT IS THE RESPONSIBILITY OF MUNICIPAL OFFICIALS, BUILDERS AND POOL OWNERS TO ADHERE TO ALL SAFETY RECOMMENDATIONS AND STANDARDS ISSUED BY THE POOL & HOT TUB COUNCIL, LOCAL AUTHORITIES AND EQUIPMENT MANUFACTURERS. PLEASE REFER TO DIVING BOARD MANUFACTURERS FOR CORRECT POSITIONING AND INSTALLATION OF DIVING EQUIPMENT.



HIGHBURY POOLS LTD

ODYSEE II - LEFT 18 x 21 x 38

DRAWING REFERENCE #  
50-18-38-1

DRAWN BY: JK  
REV. 13 AUG 13  
SHEET 2 OF 2