

MISCELLANEOUS INFORMATION

PERIMETER:	106'
SURFACE AREA:	723 SQ FT
VOLUME:	21332 IMP GALS 97061 LITER

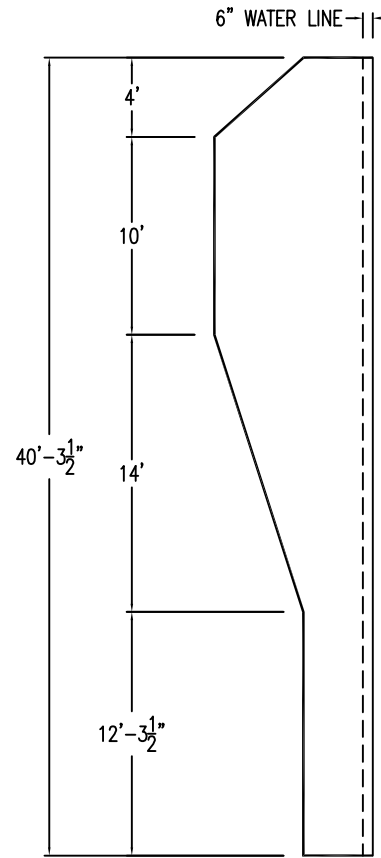
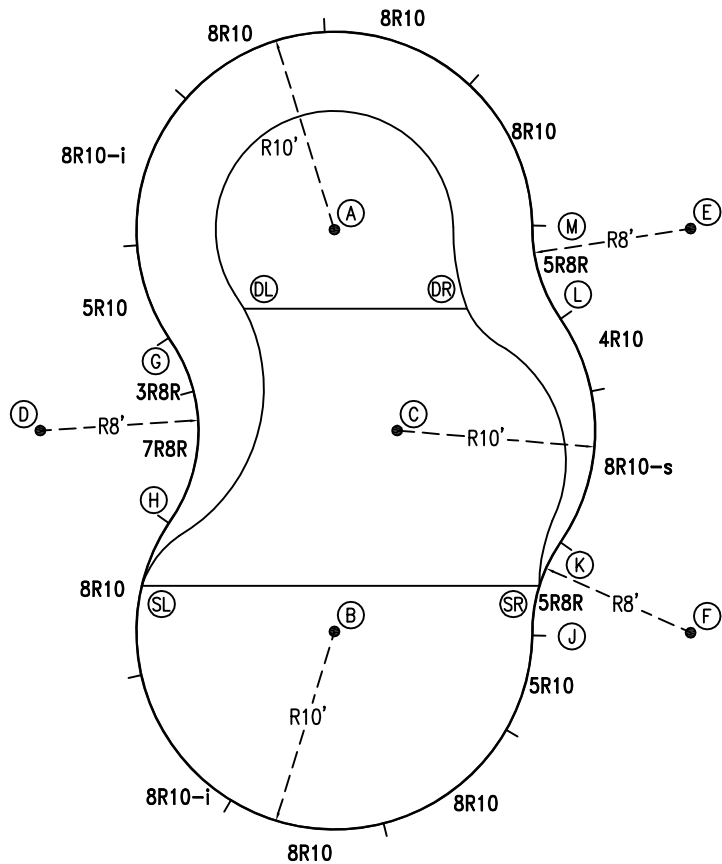
CONCRETE DECK INFO

WIDTH	AREA	NET INCREASES FOR:			
		STEPS	DIVING	SLIDE	ROLLER
2'	225	13	27	24	10
2'6"	285	17	31	20	10
3'	346	20	36	16	10

All Figures Represent "Sq Ft"

PARTS LIST

CODE	QTY	DESCRIPTION
8R10	6	8' Plain x 10' Radius
8R10-i	2	8' Return x 10' Radius
5R10	2	5' Plain x 10' Radius
3R8R	1	3' Plain x 8' Reverse Radius
7R8R	1	7' Plain x 8' Reverse Radius
5R8R	2	5' Plain x 8' Reverse Radius
8R10-s	1	8' Skimmer x 10' Radius
4R10	1	4' Plain x 10' Radius
AF	16	A-Frame
S	32	Stakes
NB	96	Nuts & Bolts



INSTALLATION DATA

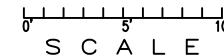
From Point "A" to:-		From Point "B" to:-	
B	20'-3 1/2"	B	10'-7 1/2"
C	10'-7 1/2"	C	10'-0"
D	18'-0"	D	18'-0"
E	18'-0"	E	27'-2"
F	27'-2"	F	18'-0"
G	10'-0"	G	17'-0 1/4"
H	17'-0 1/4"	H	10'-0"
J	22'-9 3/4"	J	10'-0"
K	19'-5 3/4"	K	12'-3 1/4"
L	12'-3 1/4"	L	19'-5 3/4"
M	10'-0"	M	22'-9 3/4"
SL	20'-5 1/2"	SL	10'-0"
SR	20'-9"	SR	10'-7 1/4"
DL	6'-0 3/4"	DL	16'-11"
DR	7'-9 1/2"	DR	17'-7 1/2"

NOTICE

SWIMMING POOLS AND ACCESSORIES (INCLUDING DIVING BOARDS) ARE DANGEROUS WHEN IMPROPERLY USED OR INSTALLED. IT IS THE RESPONSIBILITY OF MUNICIPAL OFFICIALS, BUILDERS AND POOL OWNERS TO ADHERE TO ALL SAFETY RECOMMENDATIONS AND STANDARDS ISSUED BY THE POOL & HOT TUB COUNCIL, LOCAL AUTHORITIES AND EQUIPMENT MANUFACTURERS. PLEASE REFER TO DIVING BOARD MANUFACTURERS FOR CORRECT POSITIONING AND INSTALLATION OF DIVING EQUIPMENT.

23'-2"

*ALL DIMENSIONS ARE FINISHED

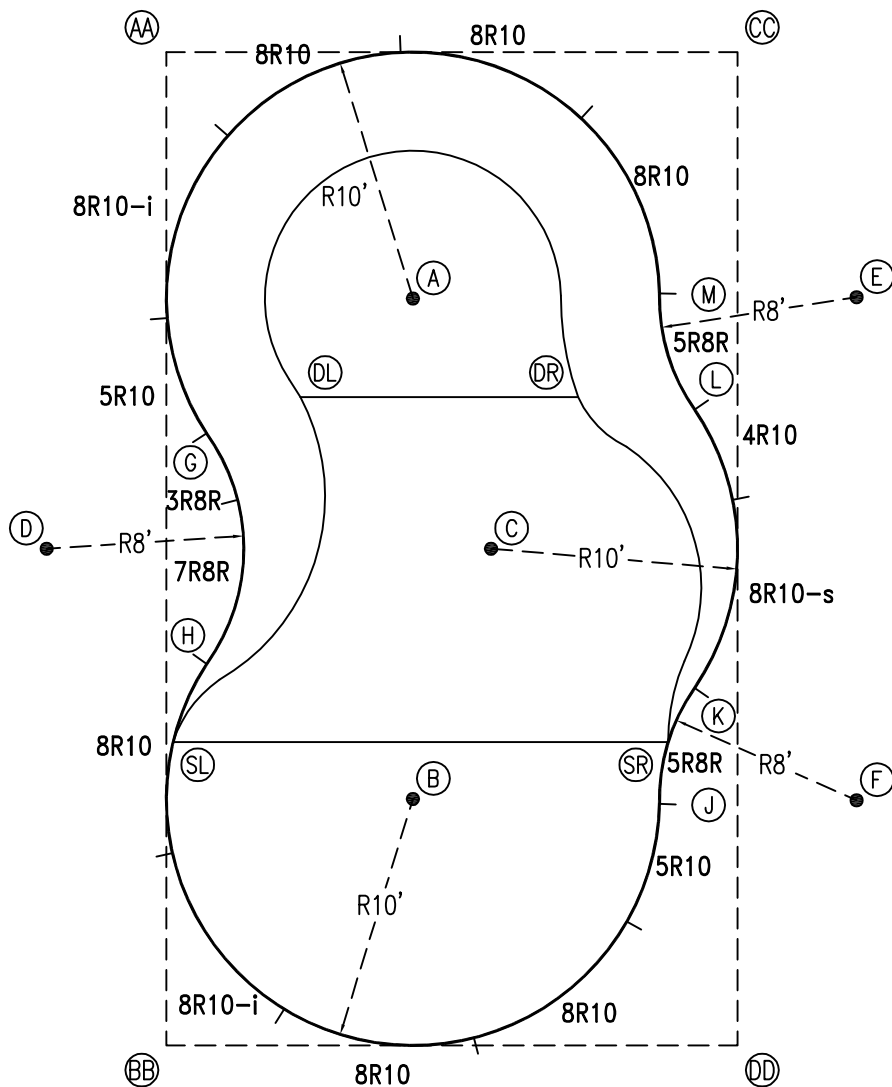


HIGHBURY POOLS LTD

ODYSSE II - LEFT 20 x 23 x 40

DRAWING REFERENCE #
50-20-40-1

DRAWN BY: JK
REV. 13 AUG 13
SHEET 1 OF 2



EXTERNAL INSTALLATION DATA

AA TO:	BB TO:	CC TO:	DD TO:
AA --	AA 40'-3 1/2"	AA 23'-2"	AA 46'-5 3/4"
BB --	BB --	BB 46'-5 3/4"	BB 23'-2"
CC --	CC --	CC --	CC 40'-3 1/2"
A 14'-1 3/4"	A 31'-10 3/4"	A 16'-6 1/4"	A 33'-0 1/2"
B 31'-10 3/4"	B 14'-1 3/4"	B 33'-0 1/2"	B 16'-6 1/4"
C 24'-0 3/4"	C 24'-0 3/4"	C 22'-5 3/4"	C 22'-5 3/4"
D 20'-8 3/4"	D 20'-8 3/4"	D 34'-6 1/4"	D 34'-6 1/4"
E 29'-8 1/2"	E 41'-3 1/2"	E 11'-0 1/2"	E 30'-8 3/4"
F 41'-3 1/2"	F 29'-8 1/2"	F 30'-8 3/4"	F 11'-0 1/2"
G 15'-6 1/2"	G 24'-10 1/2"	G 26'-6 1/4"	G 32'-10 1/2"
H 24'-10 1/2"	H 15'-6 1/2"	H 32'-10 1/2"	H 26'-6 1/4"
J 36'-5 3/4"	J 22'-3 1/4"	J 30'-8"	J 10'-3 1/2"
K 33'-6 1/4"	K 25'-10 1/2"	K 25'-10 1/4"	K 14'-7 1/4"
L 25'-10 1/2"	L 33'-6 1/4"	L 14'-7 1/4"	L 25'-10 1/4"
M 22'-3 1/4"	M 36'-5 3/4"	M 10'-3 1/2"	M 30'-8"
SL 28'-0"	SL 12'-3 1/2"	SL 36'-2"	SL 26'-0"
SR 34'-7 1/4"	SR 23'-9 1/4"	SR 28'-1 3/4"	SR 12'-7 1/2"
DL 15'-0 1/4"	DL 26'-10 1/4"	DL 22'-7"	DL 31'-8 1/2"
DR 21'-9 1/2"	DR 31'-1 3/4"	DR 15'-5"	DR 27'-1"

DIAGONALS

From Point "G" to:-	From Point "H" to:-
H 9'-4 3/8"	H
J 23'-8 7/8"	J 19'-2 3/4"
K 22'-3 7/8"	K 19'-9 3/4"
L 19'-9 3/4"	L 22'-3 7/8"
M 19'-2 3/4"	M 23'-8 7/8"

NOTICE

SWIMMING POOLS AND ACCESSORIES (INCLUDING DIVING BOARDS) ARE DANGEROUS WHEN IMPROPERLY USED OR INSTALLED. IT IS THE RESPONSIBILITY OF MUNICIPAL OFFICIALS, BUILDERS AND POOL OWNERS TO ADHERE TO ALL SAFETY RECOMMENDATIONS AND STANDARDS ISSUED BY THE POOL & HOT TUB COUNCIL, LOCAL AUTHORITIES AND EQUIPMENT MANUFACTURERS. PLEASE REFER TO DIVING BOARD MANUFACTURERS FOR CORRECT POSITIONING AND INSTALLATION OF DIVING EQUIPMENT.

