

### MISCELLANEOUS INFORMATION

PERIMETER:-	77'
SURFACE AREA:	400.8 SQ FT
VOLUME:	11221 IMP GALS 51010 L

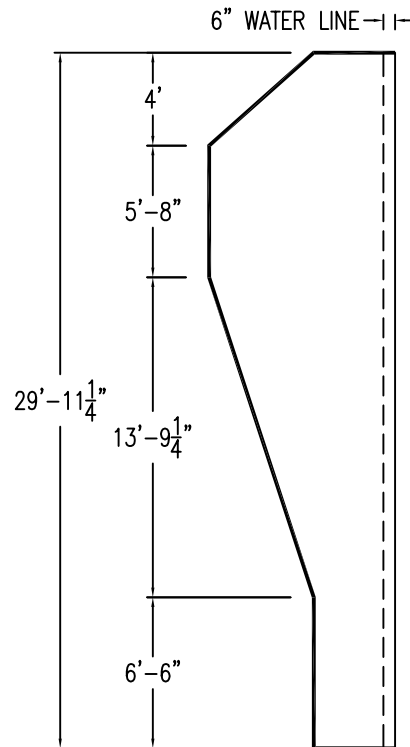
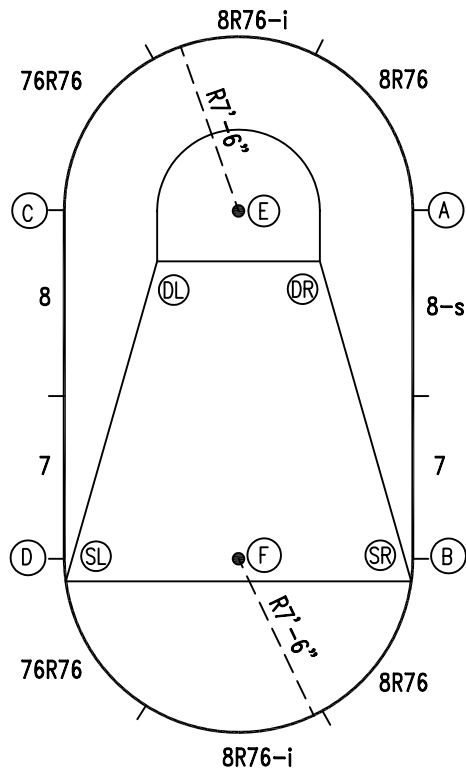
### CONCRETE DECK INFO

WIDTH	AREA	NET INCREASES FOR:			
		STEPS	DIVING	SLIDE	ROLLER
2"	168	13	27	24	10
2'6"	213	17	31	20	10
3'	260	20	36	16	10

All Figures Represent "Sq Ft"

### PARTS LIST

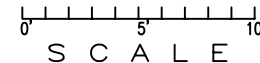
CODE	QTY	DESCRIPTION
8-s	1	8' Skimmer
8R76-i	2	8' Return x 7'6" Radius
8	1	8' Panel
7	2	7' Panel
8R76	2	8' Panel x 7'6" Radius
76R76	2	7'6" Panel x 7'6" Radius
AF	10	A-Frame
S	20	Stakes
NB	60	Nuts & Bolts



### INSTALLATION DATA

From Point "A" to:-		From Point "B" to:-	
B	15'-0"	B	
C	15'-0"	C	21'-2 1/2"
D	21'-2 1/2"	D	15'-0"
E	7'-5 7/8"	E	16'-8 7/8"
F	16'-9 1/4"	F	7'-6"
SL	21'-10 3/8"	SL	14'-11 5/8"
SR	15'-11 5/8"	SR	0'-11 5/8"
DL	11'-2 5/8"	DL	16'-10 1/2"
DR	4'-6 3/4"	DR	13'-4 7/8"

\*ALL DIMENSIONS ARE FINISHED



### NOTICE

SWIMMING POOLS AND ACCESSORIES (INCLUDING DIVING BOARDS) ARE DANGEROUS WHEN IMPROPERLY USED OR INSTALLED. IT IS THE RESPONSIBILITY OF MUNICIPAL OFFICIALS, BUILDERS AND POOL OWNERS TO ADHERE TO ALL SAFETY RECOMMENDATIONS AND STANDARDS ISSUED BY THE POOL & HOT TUB COUNCIL, LOCAL AUTHORITIES AND EQUIPMENT MANUFACTURERS. PLEASE REFER TO DIVING BOARD MANUFACTURERS FOR CORRECT POSITIONING AND INSTALLATION OF DIVING EQUIPMENT.

HIGHBURY POOLS LTD

OVAL - 15 x 30

DRAWING REFERENCE #  
53-15-30-1

DRAWN BY: BC  
REV. 14 DEC 2006  
SHEET 1 OF 1