

MISCELLANEOUS INFORMATION

| | |
|---------------|----------------------------|
| PERIMETER: | 91'6" |
| SURFACE AREA: | 505 SQ FT |
| VOLUME: | 10990 IMP GALS 50004 LITER |

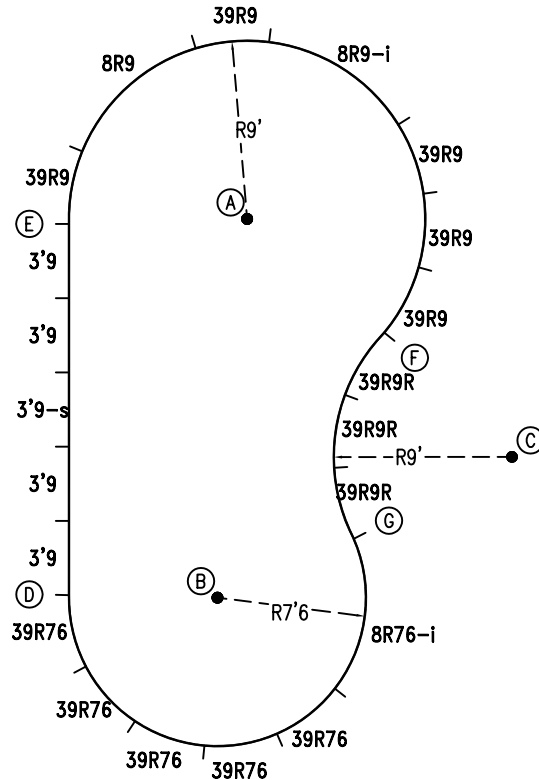
PARTS LIST

| CODE | QTY | DESCRIPTION |
|--------|-----|--------------------------------|
| 39R76 | 5 | 3'9" Plain x 7'6" Radius |
| 3'9" | 4 | 3'9" Plain |
| 3'9"-s | 1 | 3'9" Skimmer |
| 39R9 | 5 | 3'9" Plain x 9' Radius |
| 8R9 | 1 | 8' Plain x 9' Radius |
| 8R9-i | 1 | 8' Return x 9' Radius |
| 39R9R | 3 | 3'9" Plain x 9' Reverse Radius |
| 8R76-i | 1 | 8' Return x 7'6" Radius |
| AF | 21 | A-Frame |
| S | 42 | Stakes |
| NB | 126 | Nuts & Bolts |

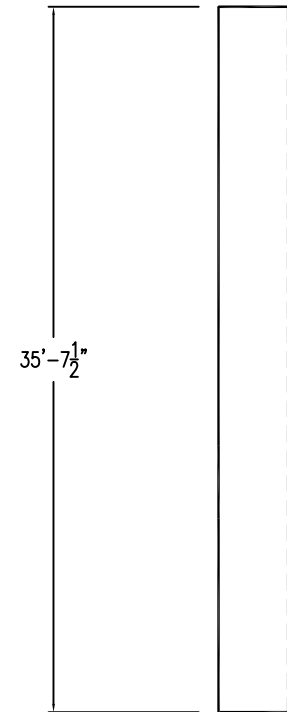
CONCRETE DECK INFO

| WIDTH | AREA | NET INCREASES FOR: | | | |
|-------|------|--------------------|--------|-------|--------|
| | | STEPS | DIVING | SLIDE | ROLLER |
| 2' | 195 | 13 | 27 | 24 | 10 |
| 2'6" | 248 | 17 | 31 | 20 | 10 |
| 3' | 303 | 20 | 36 | 16 | 10 |

All Figures Represent "Sq Ft"

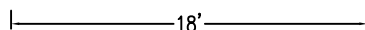


6" WATER LINE

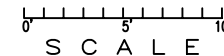


INSTALLATION DATA

| From Point "A" to:- | | From Point "B" to:- | |
|---------------------|-------------|---------------------|------------|
| B | 19'-2 1/4" | B | 16'-5 3/4" |
| C | 17'-11 3/4" | C | 16'-5 3/4" |
| D | 21'-0 1/4" | D | 7'-5 3/4" |
| E | 9'-0" | E | 20'-3 3/4" |
| F | 9'-0" | F | 15'-9 3/4" |
| G | 17'-0 1/4" | G | 7'-5 3/4" |
| SL | 11'-9 1/4" | SL | 8'-1 1/2" |
| SR | 11'-2 3/4" | SR | 8'-1 1/4" |
| DL | 9'-10 1/4" | DL | 9'-8 1/2" |
| DR | 9'-3 1/2" | DR | 10'-1 1/4" |

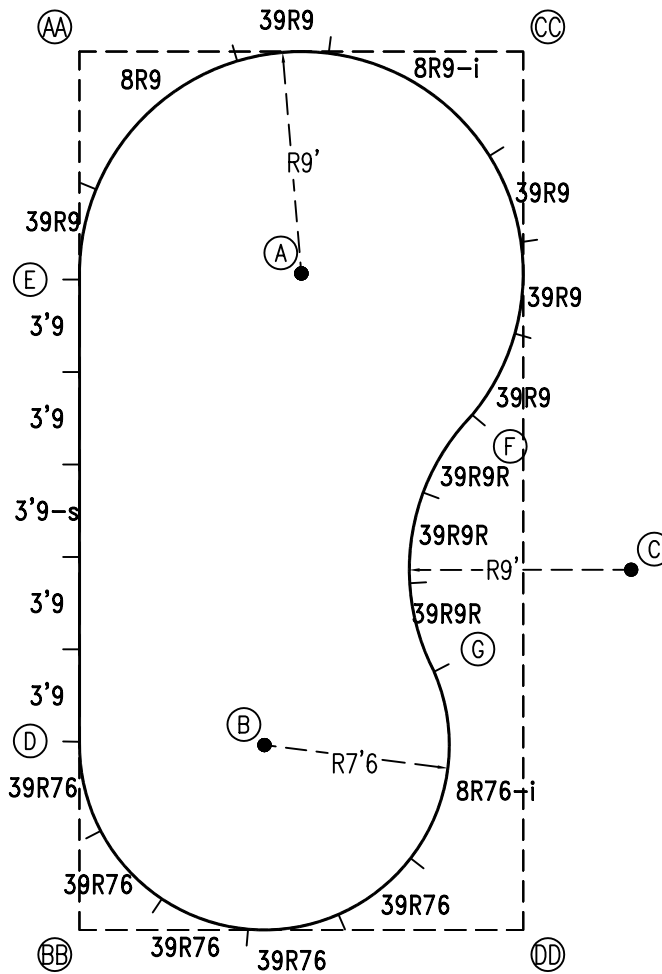


*ALL DIMENSIONS ARE FINISHED



NOTICE

SWIMMING POOLS AND ACCESSORIES (INCLUDING DIVING BOARDS) ARE DANGEROUS WHEN IMPROPERLY USED OR INSTALLED. IT IS THE RESPONSIBILITY OF MUNICIPAL OFFICIALS, BUILDERS AND POOL OWNERS TO ADHERE TO ALL SAFETY RECOMMENDATIONS AND STANDARDS ISSUED BY THE POOL & HOT TUB COUNCIL, LOCAL AUTHORITIES AND EQUIPMENT MANUFACTURERS. PLEASE REFER TO DIVING BOARD MANUFACTURERS FOR CORRECT POSITIONING AND INSTALLATION OF DIVING EQUIPMENT.

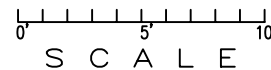


EXTERNAL INSTALLATION DATA

| AA TO: | BB TO: | CC TO: | DD TO: |
|----------------|----------------|----------------|---------------|
| AA -- | AA 35'-7 1/2" | AA 18'-0" | AA 39'-11" |
| BB -- | BB -- | BB 39'-11" | BB 18'-0" |
| CC -- | CC -- | CC -- | CC 35'-7 1/2" |
| A 12'-8 3/4" | A 28'-1 1/4" | A 12'-8 3/4" | A 28'-1 1/4" |
| B 29'-1 1/4" | B 10'-7 1/4" | B 30'-0 1/4" | B 12'-10 3/4" |
| C 30'-8 1/4" | C 26'-8 3/4" | C 21'-5 1/2" | C 15'-3" |
| D 28'-0" | D 7'-7 1/2" | D 33'-3 1/4" | D 19'-6 1/2" |
| E 9'-3" | E 26'-4 1/2" | E 20'-2 3/4" | E 31'-11 1/4" |
| F 21'-8 1/2" | F 26'-3 1/4" | F 14'-10 1/2" | F 20'-11 3/4" |
| G 28'-11 3/4" | G 17'-9 1/2" | G 25'-4 3/4" | G 11'-0 3/4" |
| SL 20'-11 3/4" | SL 16'-4 1/4" | SL 23'-9 1/4" | SL 19'-9 3/4" |
| SR 22'-3 3/4" | SR 18'-0 1/4" | SR 22'-0" | SR 17'-7 3/4" |
| DL 19'-6 1/2" | DL 18'-3 1/4" | DL 21'-10 1/4" | DL 20'-8 3/4" |
| DR 20'-8 1/4" | DR 19'-10 3/4" | DR 20'-0 1/2" | DR 19'-2 3/4" |

NOTICE

SWIMMING POOLS AND ACCESSORIES (INCLUDING DIVING BOARDS) ARE DANGEROUS WHEN IMPROPERLY USED OR INSTALLED. IT IS THE RESPONSIBILITY OF MUNICIPAL OFFICIALS, BUILDERS AND POOL OWNERS TO ADHERE TO ALL SAFETY RECOMMENDATIONS AND STANDARDS ISSUED BY THE POOL & HOT TUB COUNCIL, LOCAL AUTHORITIES AND EQUIPMENT MANUFACTURERS. PLEASE REFER TO DIVING BOARD MANUFACTURERS FOR CORRECT POSITIONING AND INSTALLATION OF DIVING EQUIPMENT.



HIGHBURY POOLS LTD

KIDNEY-STRAIGHT BACK - RIGHT 18 x 18 x 36

DRAWING REFERENCE #

480G-16-18-36-2

DRAWN BY: JLG

REV. 9 JUL 12

SHEET 2 OF 2