

MISCELLANEOUS INFORMATION

PERIMETER:	62'6"
SURFACE AREA:	265 SQ FT
VOLUME:	5774 IMP GALS 26272 LITER

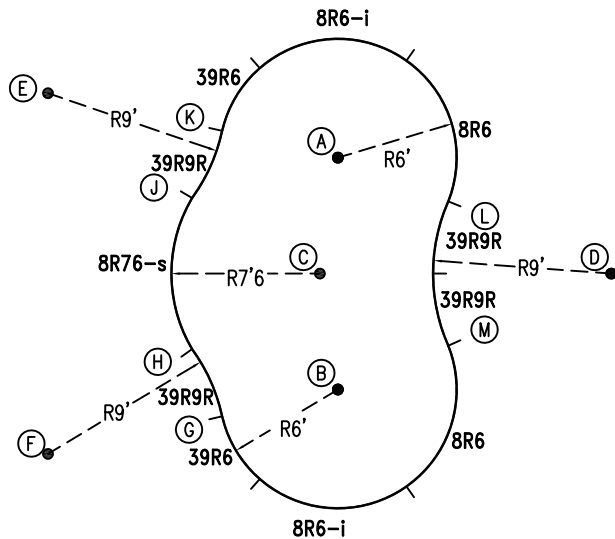
PARTS LIST

CODE	QTY	DESCRIPTION
39R6	2	3'9" Plain x 6' Radius
39R9R	4	3'9" Plain x 9' Reverse Radius
8R76-s	1	8' Skimmer x 7'6" Radius
8R6-i	2	8' Return x 6' Radius
8R6	2	8' Plain x 6' Radius
AF	11	A-Frame
S	22	Stakes
NB	66	Nuts & Bolts

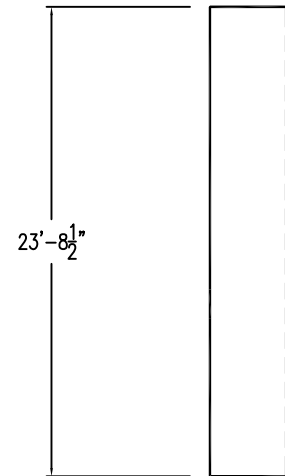
CONCRETE DECK INFO

WIDTH	AREA	NET INCREASES FOR:			
		STEPS	DIVING	SLIDE	ROLLER
2'	138	13	27	24	10
2'6"	176	17	31	20	10
3'	216	20	36	16	10

All Figures Represent "Sq Ft"



6" WATER LINE

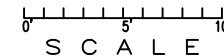


INSTALLATION DATA

From Point "A" to:-		From Point "B" to:-	
B	11'-8 1/2"	B	5'-11"
C	5'-11"	C	5'-11"
D	15'-0"	D	15'-0"
E	15'-0"	E	20'-11 1/4"
F	20'-11 1/4"	F	15'-0"
G	14'-3 3/4"	G	6'-0"
H	12'-1 3/4"	H	7'-7 3/4"
J	7'-7 3/4"	J	12'-1 3/4"
K	6'-0"	K	14'-3 3/4"
L	6'-0"	L	11'-0"
M	11'-0"	M	6'-0"

14'-5"

*ALL DIMENSIONS ARE FINISHED

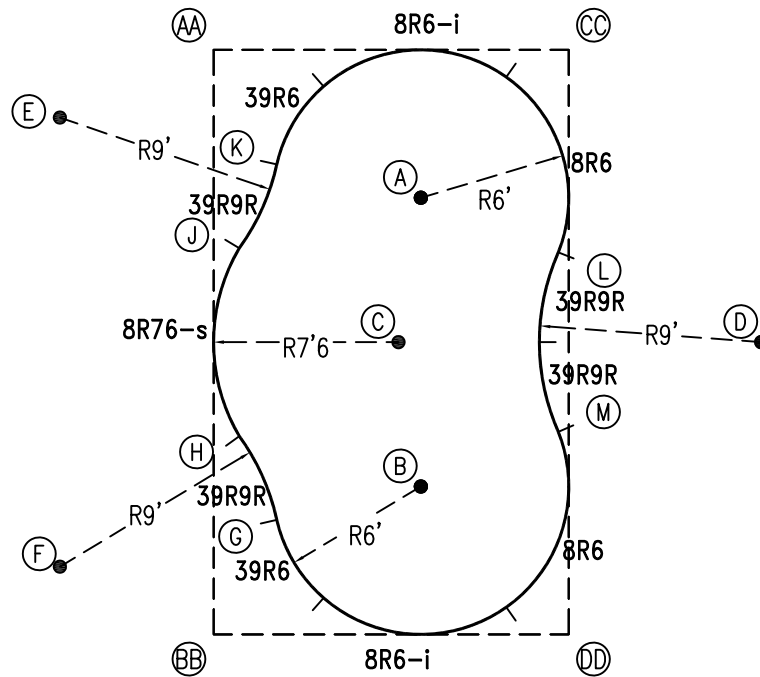


NOTICE

SWIMMING POOLS AND ACCESSORIES (INCLUDING DIVING BOARDS) ARE DANGEROUS WHEN IMPROPERLY USED OR INSTALLED. IT IS THE RESPONSIBILITY OF MUNICIPAL OFFICIALS, BUILDERS AND POOL OWNERS TO ADHERE TO ALL SAFETY RECOMMENDATIONS AND STANDARDS ISSUED BY THE POOL & HOT TUB COUNCIL, LOCAL AUTHORITIES AND EQUIPMENT MANUFACTURERS. PLEASE REFER TO DIVING BOARD MANUFACTURERS FOR CORRECT POSITIONING AND INSTALLATION OF DIVING EQUIPMENT.

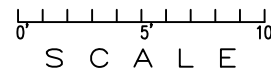
EXTERNAL INSTALLATION DATA

AA TO:	BB TO:	CC TO:	DD TO:
AA --	AA 23'-8 1/2"	AA 14'-4 3/4"	AA 27'-8 3/4"
BB --	BB --	BB 27'-8 3/4"	BB 14'-4 3/4"
CC --	CC --	CC --	CC 23'-8 1/2"
A 10'-3 3/4"	A 19'-7 1/4"	A 8'-5 3/4"	A 18'-8 1/4"
B 19'-7 1/4"	B 10'-3 3/4"	B 18'-8 1/4"	B 8'-5 3/4"
C 14'-0 1/4"	C 14'-0 1/4"	C 13'-8 1/2"	C 13'-8 1/2"
D 25'-2"	D 25'-2"	D 14'-2 1/4"	D 14'-2 1/4"
E 6'-9 3/4"	E 21'-10 1/2"	E 20'-9 3/4"	E 29'-5"
F 21'-10 1/2"	F 6'-9 3/4"	F 29'-5"	F 20'-9 3/4"
G 19'-2 3/4"	G 5'-3 1/2"	G 22'-5 1/4"	G 12'-8 1/2"
H 15'-8 1/2"	H 8'-1 1/4"	H 20'-7"	H 15'-7 1/4"
J 8'-1 1/4"	J 15'-8 1/2"	J 15'-7 1/4"	J 20'-7"
K 5'-3 1/2"	K 19'-2 3/4"	K 12'-8 1/2"	K 22'-5 1/4"
L 16'-2 1/2"	L 20'-10 1/2"	L 8'-2 3/4"	L 15'-6"
M 20'-10 1/2"	M 16'-2 1/2"	M 15'-6"	M 8'-2 3/4"



NOTICE

SWIMMING POOLS AND ACCESSORIES (INCLUDING DIVING BOARDS) ARE DANGEROUS WHEN IMPROPERLY USED OR INSTALLED. IT IS THE RESPONSIBILITY OF MUNICIPAL OFFICIALS, BUILDERS AND POOL OWNERS TO ADHERE TO ALL SAFETY RECOMMENDATIONS AND STANDARDS ISSUED BY THE POOL & HOT TUB COUNCIL, LOCAL AUTHORITIES AND EQUIPMENT MANUFACTURERS. PLEASE REFER TO DIVING BOARD MANUFACTURERS FOR CORRECT POSITIONING AND INSTALLATION OF DIVING EQUIPMENT.



HIGHBURY POOLS LTD

ODYSEE II - RIGHT 12 x 14 x 24

DRAWING REFERENCE #
520G-50-12-24-2

DRAWN BY: JLG
REV. 9 JUL 12
SHEET 2 OF 2