

MISCELLANEOUS INFORMATION

PERIMETER:	93'
SURFACE AREA:	527 SQ FT
VOLUME:	11471 IMP GALS 52193 LITER

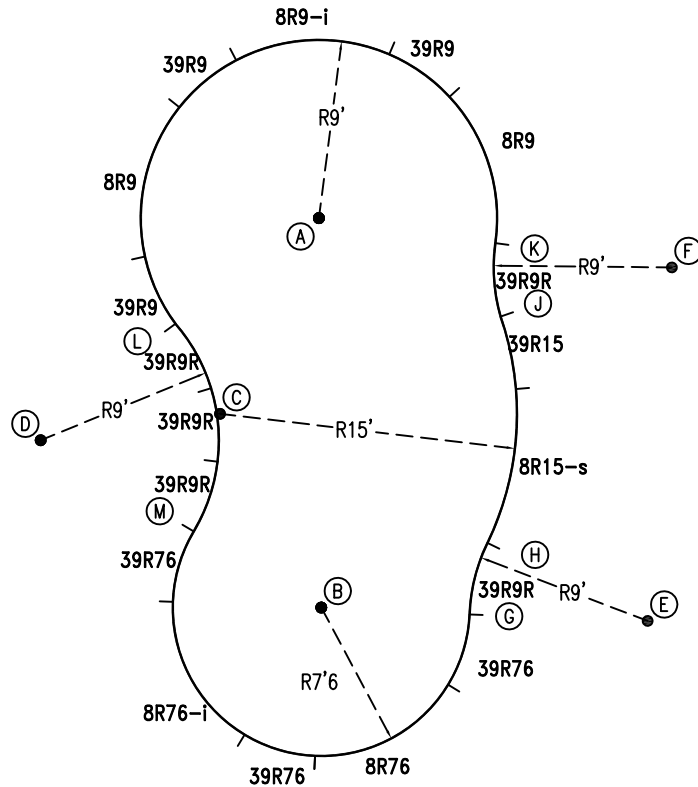
PARTS LIST

CODE	QTY	DESCRIPTION
39R76	3	3'9" Plain x 7'6 Radius
39R9R	5	3'9" Plain x 9' Reverse Radius
8R15-s	1	8' Skimmer x 15' Radius
39R15	1	3'9" Plain x 15' Radius
39R9	3	3'9" Plain x 9' Radius
8R9-i	1	8' Return x 9' Radius
8R9	2	8' Plain x 9' Radius
8R76	1	8' Plain x 7'6 Radius
8R76-i	1	8' Return x 7'6 Radius
AF	18	A-Frame
S	36	Stakes
NB	102	Nuts & Bolts

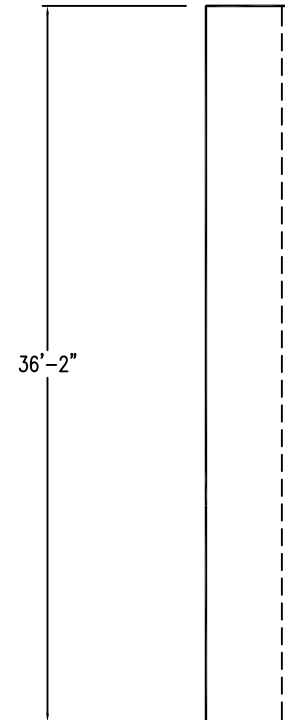
CONCRETE DECK INFO

WIDTH	AREA	NET INCREASES FOR:			
		STEPS	DIVING	SLIDE	ROLLER
2'	198	13	27	24	10
2'6"	252	17	31	20	10
3'	307	20	36	16	10

All Figures Represent "Sq Ft"




6" WATER LINE

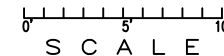


INSTALLATION DATA

From Point "A" to:-		From Point "B" to:-	
B	19'-8"	B	11'-0 1/2"
C	11'-0 3/4"	C	16'-5 3/4"
D	17'-11 3/4"	D	16'-5 3/4"
E	26'-3"	E	16'-5 3/4"
F	18'-0"	F	24'-8"
G	21'-4 3/4"	G	7'-6"
H	18'-5 3/4"	H	9'-0"
J	10'-5 1/4"	J	17'-3"
K	9'-0"	K	20'-4 3/4"
L	9'-0"	L	16'-1 1/4"
M	17'-0 1/2"	M	7'-6"

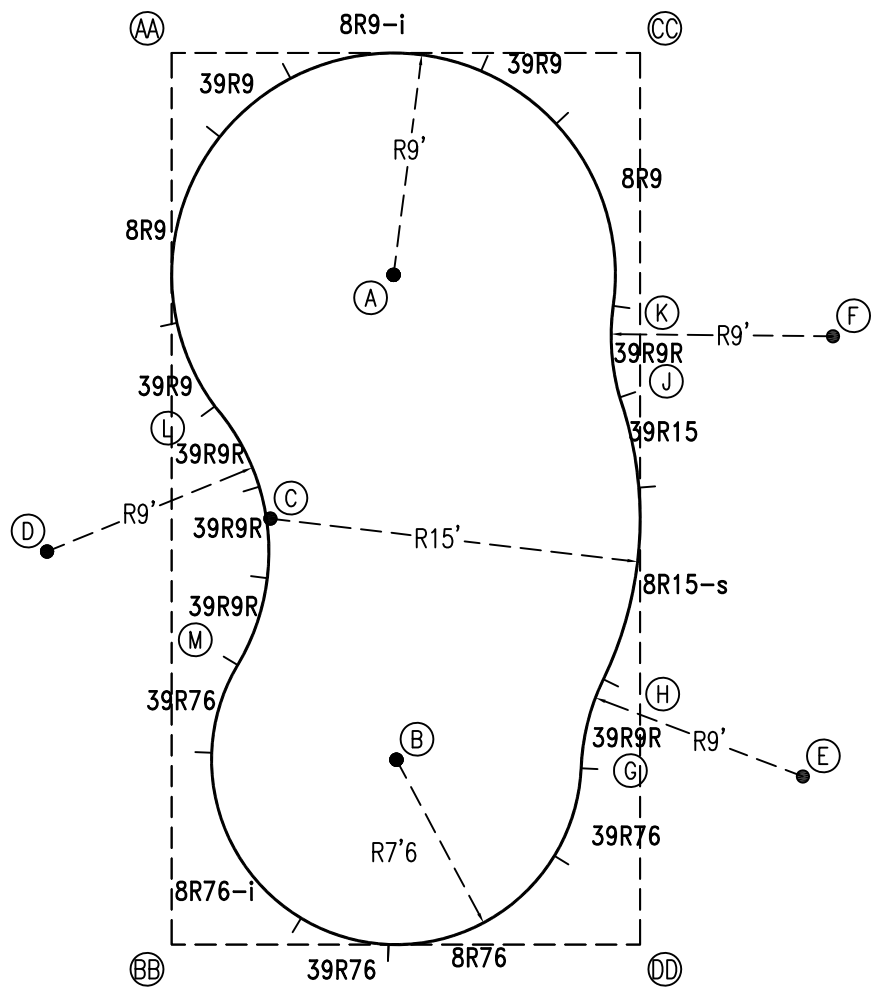


*ALL DIMENSIONS ARE FINISHED



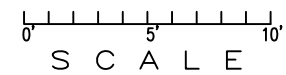
NOTICE

SWIMMING POOLS AND ACCESSORIES (INCLUDING DIVING BOARDS) ARE DANGEROUS WHEN IMPROPERLY USED OR INSTALLED. IT IS THE RESPONSIBILITY OF MUNICIPAL OFFICIALS, BUILDERS AND POOL OWNERS TO ADHERE TO ALL SAFETY RECOMMENDATIONS AND STANDARDS ISSUED BY THE POOL & HOT TUB COUNCIL, LOCAL AUTHORITIES AND EQUIPMENT MANUFACTURERS. PLEASE REFER TO DIVING BOARD MANUFACTURERS FOR CORRECT POSITIONING AND INSTALLATION OF DIVING EQUIPMENT.



EXTERNAL INSTALLATION DATA

AA TO:	BB TO:	CC TO:	DD TO:
AA ---	AA 36'-2"	AA 19'-0"	AA 40'-10 1/4"
BB ---	BB ---	BB 40'-10 1/4"	BB 19'-0"
CC ---	CC ---	CC ---	CC 36'-2"
A 12'-8 3/4"	A 28'-7 1/2"	A 13'-5 1/2"	A 28'-11 1/2"
B 30'-1"	B 11'-9 1/2"	B 30'-3 3/4"	B 12'-4 3/4"
C 19'-3 1/2"	C 17'-8 3/4"	C 24'-1 1/4"	C 22'-10 1/2"
D 20'-10"	D 16'-8 3/4"	D 31'-5"	D 28'-10 1/4"
E 38'-11 1/4"	E 26'-5 3/4"	E 30'-0 3/4"	E 9'-5 3/4"
F 29'-2 1/4"	F 36'-5 1/4"	F 13'-10 3/4"	F 25'-10 1/2"
G 33'-5 1/4"	G 18'-1"	G 29'-1 1/4"	G 7'-6 1/2"
H 30'-10 1/4"	H 20'-6 1/2"	H 25'-5 1/4"	H 10'-10 1/4"
J 22'-11"	J 28'-8 1/4"	J 14'-0"	J 22'-2 1/2"
K 20'-7 3/4"	K 31'-5 3/4"	K 10'-3 3/4"	K 25'-11 1/4"
L 14'-5 1/4"	L 21'-10 3/4"	L 22'-5"	L 27'-9 3/4"
M 24'-11 1/2"	M 11'-7 3/4"	M 29'-8 1/2"	M 19'-10 1/2"



NOTICE

SWIMMING POOLS AND ACCESSORIES (INCLUDING DIVING BOARDS) ARE DANGEROUS WHEN IMPROPERLY USED OR INSTALLED. IT IS THE RESPONSIBILITY OF MUNICIPAL OFFICIALS, BUILDERS AND POOL OWNERS TO ADHERE TO ALL SAFETY RECOMMENDATIONS AND STANDARDS ISSUED BY THE POOL & HOT TUB COUNCIL, LOCAL AUTHORITIES AND EQUIPMENT MANUFACTURERS. PLEASE REFER TO DIVING BOARD MANUFACTURERS FOR CORRECT POSITIONING AND INSTALLATION OF DIVING EQUIPMENT.

HIGHBURY POOLS LTD

RAINBOW - LEFT 18 x 19 x 36

DRAWING REFERENCE #	DRAWN BY: JLG
520G-62-18-36-1	REV. 6 JUL 12
	SHEET 2 OF 2