

MISCELLANEOUS INFORMATION

PERIMETER:	112'10"
SURFACE AREA:	771 SQ FT
VOLUME:	20929 IMP GALS 95227 LITER

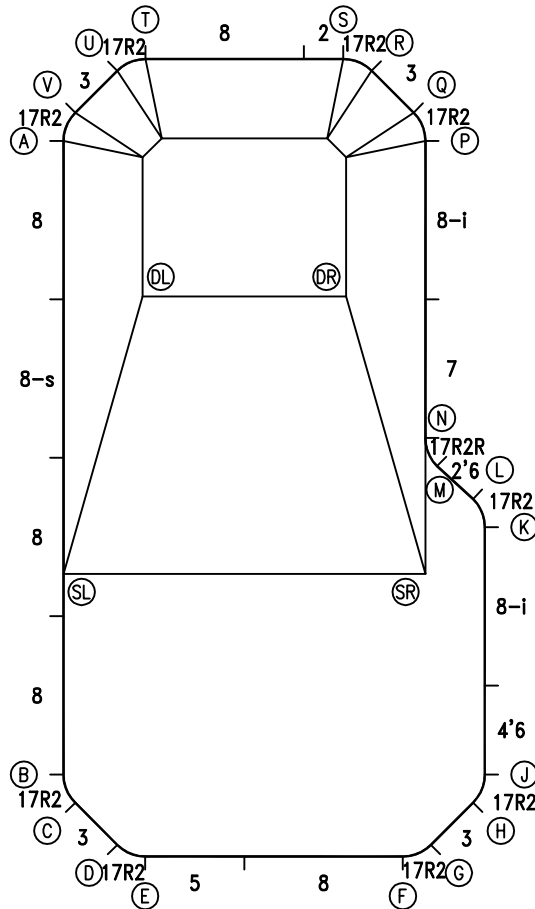
CONCRETE DECK INFO

WIDTH	AREA	NET INCREASES FOR:			
		STEPS	DIVING	SLIDE	ROLLER
2'	238	13	27	24	10
2'6"	301	17	31	20	10
3'	0	20	36	16	10

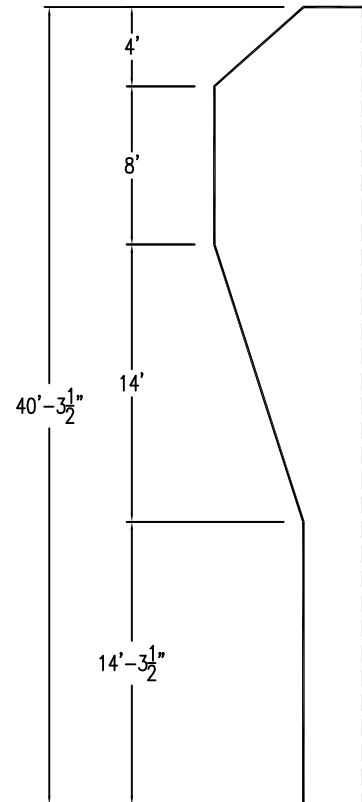
All Figures Represent "Sq Ft"

PARTS LIST

CODE	QTY	DESCRIPTION
17R2	9	1'7" Plain x 2' Radius
8	5	8' Plain
8-s	1	8' Skimmer
3	4	3' Plain
2	1	2' Plain
8-i	2	8' Return
7	1	7' Plain
17R2R	1	1'7" Plain x 2' Reverse Radius
2'6	1	2'6" Plain
4'6	1	4'6" Plain
5	1	5' Plain
AF	27	A-Frame
S	54	Stakes
NB	162	Nuts & Bolts



6" WATER LINE



INSTALLATION DATA

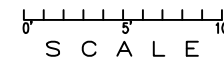
From Point "A" to:-		From Point "B" to:-	
B	32'-0"	B	1'-6 1/2"
C	33'-5 1/4"	C	4'-5 1/2"
D	35'-7 3/4"	D	5'-10"
E	36'-4 1/2"	E	17'-7 1/2"
F	40'-0"	F	18'-10 3/4"
G	40'-1 1/4"	G	20'-8 3/4"
H	39'-3 3/4"	H	21'-3 1/4"
J	38'-5 1/4"	J	24'-8 1/4"
K	28'-10 1/4"	K	24'-11 1/4"
L	27'-5 3/4"	L	24'-5 1/2"
M	25'-0"	M	24'-11 3/4"
N	23'-7 3/4"	N	36'-10 1/4"
P	18'-3 1/4"	P	37'-9 3/4"
Q	17'-8 3/4"	Q	38'-9 3/4"
R	15'-11 1/2"	R	38'-9 3/4"
S	14'-8 3/4"	S	36'-4 1/2"
T	5'-10 1/4"	T	35'-7 3/4"
U	4'-5 1/2"	U	33'-5 1/4"
V	1'-6 1/2"	V	10'-1 3/4"
SL	21'-10 1/4"	SL	20'-10 3/4"
SR	28'-5 3/4"	SR	24'-5 3/4"
DL	8'-9 3/4"	DL	28'-0 1/2"
DR	16'-3 1/2"	DR	

NOTICE

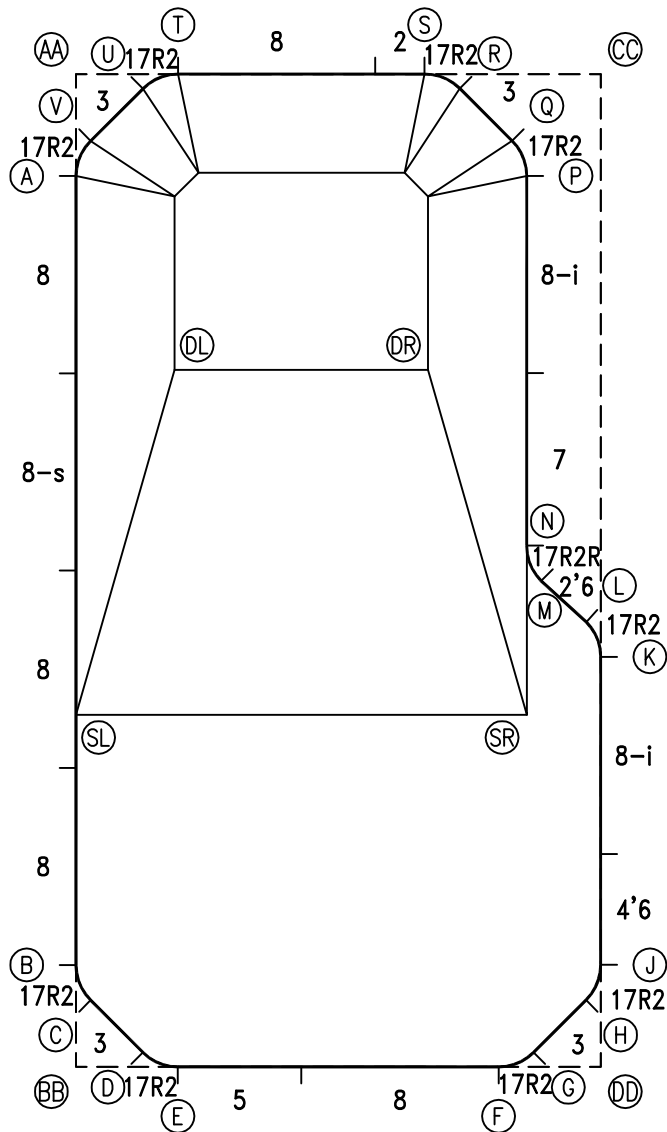
SWIMMING POOLS AND ACCESSORIES (INCLUDING DIVING BOARDS) ARE DANGEROUS WHEN IMPROPERLY USED OR INSTALLED. IT IS THE RESPONSIBILITY OF MUNICIPAL OFFICIALS, BUILDERS AND POOL OWNERS TO ADHERE TO ALL SAFETY RECOMMENDATIONS AND STANDARDS ISSUED BY THE POOL & HOT TUB COUNCIL, LOCAL AUTHORITIES AND EQUIPMENT MANUFACTURERS. PLEASE REFER TO DIVING BOARD MANUFACTURERS FOR CORRECT POSITIONING AND INSTALLATION OF DIVING EQUIPMENT.

21'-3 1/2"

*ALL DIMENSIONS ARE FINISHED

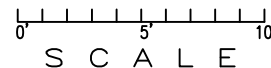


PERIMETER: 112'10"



EXTERNAL INSTALLATION DATA

AA TO:	BB TO:	CC TO:	DD TO:
AA ---	AA 40'-3 1/4"	AA 21'-3 1/4"	AA 45'-6 3/4"
BB ---	BB ---	BB 45'-6 3/4"	BB 21'-3 1/4"
CC ---	CC ---	CC ---	CC 40'-3 1/4"
A 4'-1 1/2"	A 36'-1 3/4"	A 21'-8"	A 41'-11 1/4"
B 36'-1 3/4"	B 4'-1 1/2"	B 41'-11 1/4"	B 21'-8"
C 37'-6 3/4"	C 2'-9 1/4"	C 42'-10 1/2"	C 20'-10 1/4"
D 39'-9 1/4"	D 2'-9 1/4"	D 43'-9 3/4"	D 18'-6 3/4"
E 40'-5 3/4"	E 4'-1 1/2"	E 43'-9 1/4"	E 17'-1 3/4"
F 43'-9 1/4"	F 17'-1 3/4"	F 40'-5 3/4"	F 4'-1 1/2"
G 43'-9 3/4"	G 18'-6 3/4"	G 39'-9 1/2"	G 2'-9 1/2"
H 42'-10 1/2"	H 20'-10 1/4"	H 37'-6 3/4"	H 2'-9 1/4"
J 41'-11 1/4"	J 21'-8"	J 36'-1 3/4"	J 4'-1 1/2"
K 31'-9 3/4"	K 27'-0 1/4"	K 23'-7 3/4"	K 16'-7 1/2"
L 30'-4 1/2"	L 27'-5 1/2"	L 22'-2 3/4"	L 18'-0 3/4"
M 27'-10 3/4"	M 27'-3 1/2"	M 20'-8 1/4"	M 19'-10 1/2"
N 26'-5 1/2"	N 27'-11 1/2"	N 19'-4 1/4"	N 21'-4 1/4"
P 18'-8 3/4"	P 40'-6"	P 5'-1 1/4"	P 36'-3 1/4"
Q 17'-10 3/4"	Q 41'-6 1/4"	Q 4'-6"	Q 37'-8 3/4"
R 15'-6 3/4"	R 42'-7 1/2"	R 5'-8 3/4"	R 40'-1 1/4"
S 14'-1 1/2"	S 42'-8 1/4"	S 7'-1 3/4"	S 40'-10 3/4"
T 4'-1 1/2"	T 40'-5 3/4"	T 17'-1 3/4"	T 43'-9 1/4"
U 2'-9 1/4"	U 39'-9 1/4"	U 18'-6 3/4"	U 43'-9 3/4"
V 2'-9 1/4"	V 37'-6 3/4"	V 20'-10 1/4"	V 42'-10 1/2"
SL 26'-0"	SL 14'-3 1/4"	SL 33'-7 1/4"	SL 25'-7 1/2"
SR 31'-9 1/4"	SR 23'-2 1/4"	SR 26'-2"	SR 14'-7"
DL 12'-7 3/4"	DL 28'-6 3/4"	DL 21'-0 1/2"	DL 33'-1 3/4"
DR 18'-7 3/4"	DR 31'-8 1/4"	DR 13'-10 3/4"	DR 29'-1 1/2"



NOTICE

SWIMMING POOLS AND ACCESSORIES (INCLUDING DIVING BOARDS) ARE DANGEROUS WHEN IMPROPERLY USED OR INSTALLED. IT IS THE RESPONSIBILITY OF MUNICIPAL OFFICIALS, BUILDERS AND POOL OWNERS TO ADHERE TO ALL SAFETY RECOMMENDATIONS AND STANDARDS ISSUED BY THE POOL & HOT TUB COUNCIL, LOCAL AUTHORITIES AND EQUIPMENT MANUFACTURERS. PLEASE REFER TO DIVING BOARD MANUFACTURERS FOR CORRECT POSITIONING AND INSTALLATION OF DIVING EQUIPMENT.

HIGHBURY POOLS LTD

PARADISE - RIGHT 18 x 21 x 40

DRAWING REFERENCE #
57-18-40-2

DRAWN BY: JK
REV. 30 JUL 13
SHEET 2 OF 2