

MISCELLANEOUS INFORMATION

PERIMETER:	92'6"
SURFACE AREA:	522 SQ FT
VOLUME:	15781 IMP GALS 71804 LITER

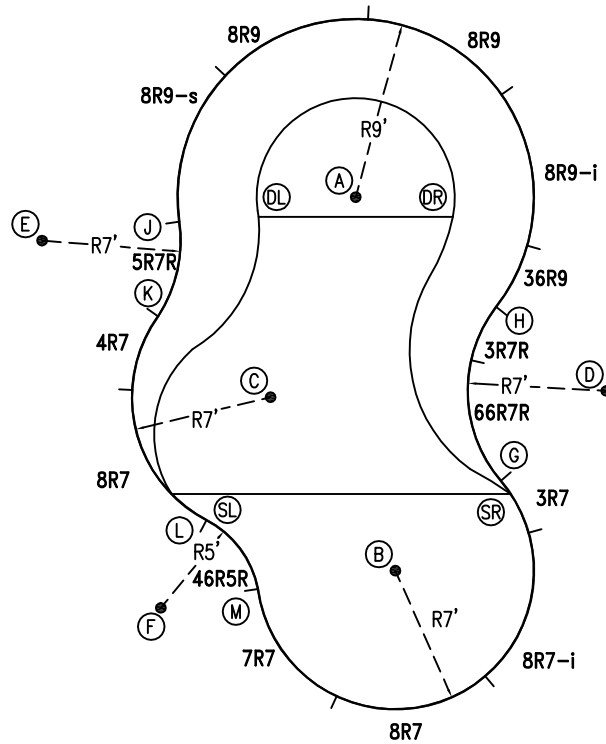
CONCRETE DECK INFO

WIDTH	AREA	NET INCREASES FOR:			
		STEPS	DIVING	SLIDE	ROLLER
2'	197	13	27	24	10
2'6"	251	17	31	20	10
3'	305	20	36	16	10

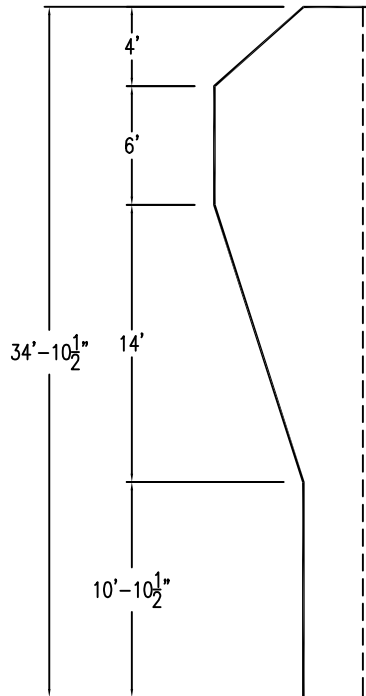
All Figures Represent "Sq Ft"

PARTS LIST

CODE	QTY	DESCRIPTION
8R9-s	1	8' Skimmer x 9' Radius
8R9	2	8' Plain x 9' Radius
8R9-i	1	8' Return x 9' Radius
36R9	1	3'6" Plain x 9' Radius
3R7R	1	3' Plain x 7' Reverse Radius
66R7R	1	6'6" Plain x 7' Reverse Radius
3R7	1	3' Plain x 7' Radius
8R7-i	1	8' Return x 7' Radius
8R7	2	8' Plain x 7' Radius
7R7	1	7' Plain x 7' Radius
46R5R	1	4'6" Plain x 5' Reverse Radius
4R7	1	4' Plain x 7' Radius
5R7R	1	5' Plain x 7' Reverse Radius
AF	15	A-Frame
S	30	Stakes
NB	90	Nuts & Bolts

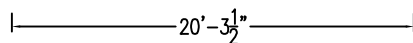


6" WATER LINE

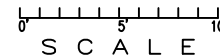


INSTALLATION DATA

From Point "A" to:-		From Point "B" to:-	
B	18'-11 3/4"	B	10'-9 1/2"
C	10'-11 3/4"	C	14'-0"
D	16'-0"	D	14'-0"
E	16'-0"	E	24'-5"
F	22'-11 1/2"	F	12'-0"
G	16'-1"	G	7'-0"
H	9'-0"	H	14'-3"
J	9'-0"	J	20'-8 3/4"
K	11'-7 3/4"	K	17'-6 3/4"
L	17'-11 1/2"	L	9'-10 1/2"
M	20'-4 3/4"	M	7'-0"
SL	17'-7 3/4"	SL	11'-11 1/2"
SR	16'-11"	SR	7'-0"
DL	5'-0"	DL	19'-1 3/4"
DR	5'-0"	DR	18'-1 1/4"



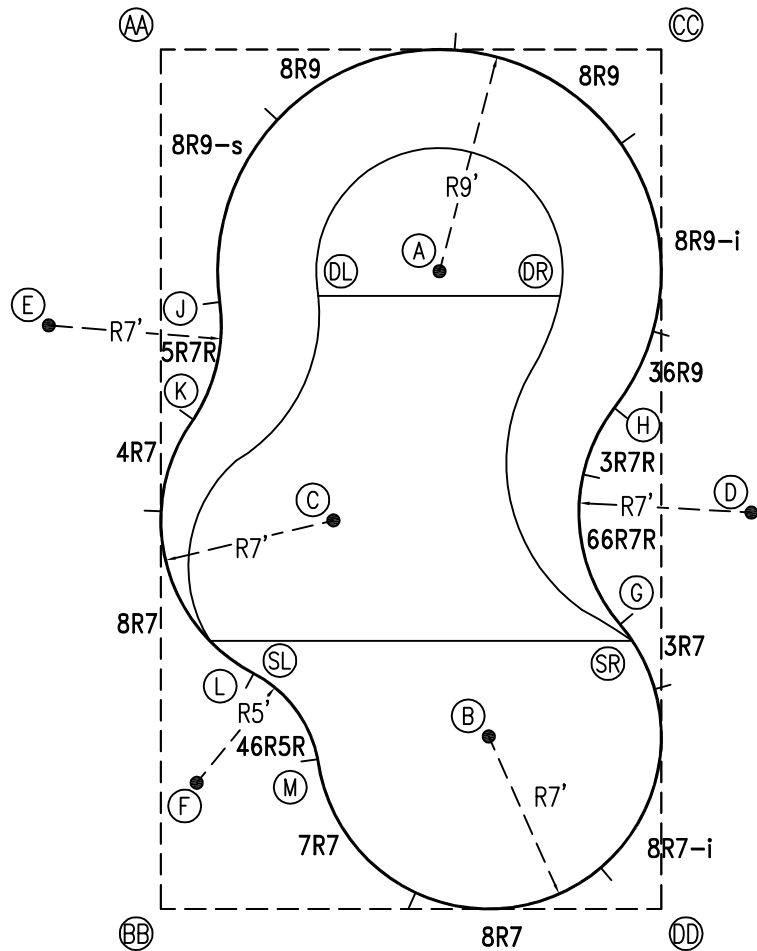
*ALL DIMENSIONS ARE FINISHED



NOTICE

SWIMMING POOLS AND ACCESSORIES (INCLUDING DIVING BOARDS) ARE DANGEROUS WHEN IMPROPERLY USED OR INSTALLED. IT IS THE RESPONSIBILITY OF MUNICIPAL OFFICIALS, BUILDERS AND POOL OWNERS TO ADHERE TO ALL SAFETY RECOMMENDATIONS AND STANDARDS ISSUED BY THE POOL & HOT TUB COUNCIL, LOCAL AUTHORITIES AND EQUIPMENT MANUFACTURERS. PLEASE REFER TO DIVING BOARD MANUFACTURERS FOR CORRECT POSITIONING AND INSTALLATION OF DIVING EQUIPMENT.

PERIMETER: 92'6"



EXTERNAL INSTALLATION DATA

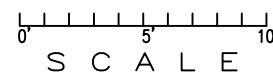
AA TO:	BB TO:	CC TO:	DD TO:
AA ---	AA 34'-10 1/2"	AA 20'-3 1/2"	AA 40'-4 1/4"
BB ---	BB ---	BB 40'-4 1/4"	BB 20'-3 1/2"
CC ---	CC ---	CC ---	CC 34'-10 1/2"
A 14'-5 1/4"	A 28'-2 3/4"	A 12'-8 3/4"	A 27'-4 3/4"
B 30'-10 1/2"	B 15'-0 1/4"	B 28'-8 3/4"	B 9'-10 3/4"
C 20'-4 1/4"	C 17'-2 3/4"	C 23'-3 1/4"	C 20'-7 1/2"
D 30'-5 1/4"	D 28'-10 1/4"	D 19'-1 3/4"	D 16'-5 3/4"
E 12'-1"	E 24'-1 1/4"	E 27'-3"	E 34'-3 3/4"
F 29'-9 1/2"	F 5'-3 3/4"	F 35'-2 1/2"	F 19'-6 1/4"
G 29'-10 1/4"	G 21'-10 3/4"	G 23'-4 3/4"	G 11'-7 3/4"
H 23'-5 1/4"	H 27'-4 3/4"	H 14'-8"	H 20'-4 3/4"
J 10'-6 1/4"	J 24'-8 3/4"	J 20'-7 1/2"	J 30'-5 1/2"
K 15'-0 3/4"	K 19'-10 3/4"	K 24'-2 1/2"	K 27'-5 1/2"
L 25'-7"	L 10'-3 1/4"	L 30'-2 3/4"	L 19'-1 1/4"
M 29'-5 3/4"	M 8'-9 1/2"	M 32'-0"	M 15'-2 1/4"
SL 24'-0 3/4"	SL 11'-0 1/2"	SL 30'-2 1/4"	SL 21'-3 1/2"
SR 30'-8 1/4"	SR 22'-0"	SR 24'-0 1/4"	SR 10'-11 1/4"
DL 11'-10 1/4"	DL 25'-8"	DL 17'-1 1/2"	DL 28'-6"
DR 19'-0 1/2"	DR 29'-8 1/4"	DR 10'-9 3/4"	DR 25'-2 1/2"

DIAGONALS

From Point "G" to:-	From Point "H" to:-
H 8'-9 1/2"	H
J 20'-10 1/4"	J 16'-6 7/8"
K 19'-2 3/8"	K 17'-0 7/8"
L 15'-0"	L 18'-1 7/8"
M 13'-5 1/8"	M 18'-7 7/8"

NOTICE

SWIMMING POOLS AND ACCESSORIES (INCLUDING DIVING BOARDS) ARE DANGEROUS WHEN IMPROPERLY USED OR INSTALLED. IT IS THE RESPONSIBILITY OF MUNICIPAL OFFICIALS, BUILDERS AND POOL OWNERS TO ADHERE TO ALL SAFETY RECOMMENDATIONS AND STANDARDS ISSUED BY THE POOL & HOT TUB COUNCIL, LOCAL AUTHORITIES AND EQUIPMENT MANUFACTURERS. PLEASE REFER TO DIVING BOARD MANUFACTURERS FOR CORRECT POSITIONING AND INSTALLATION OF DIVING EQUIPMENT.



HIGHBURY POOLS LTD

RAINBOW - RIGHT 18 x 20 x 35

DRAWING REFERENCE #
62-18-35-2

DRAWN BY: JK
REV. 31 JUL 13
SHEET 2 OF 2