

MISCELLANEOUS INFORMATION

PERIMETER:-	92'-7"
SURFACE AREA:	472.6 SQ FT
VOLUME:	14040 IMP GALS 63828 L

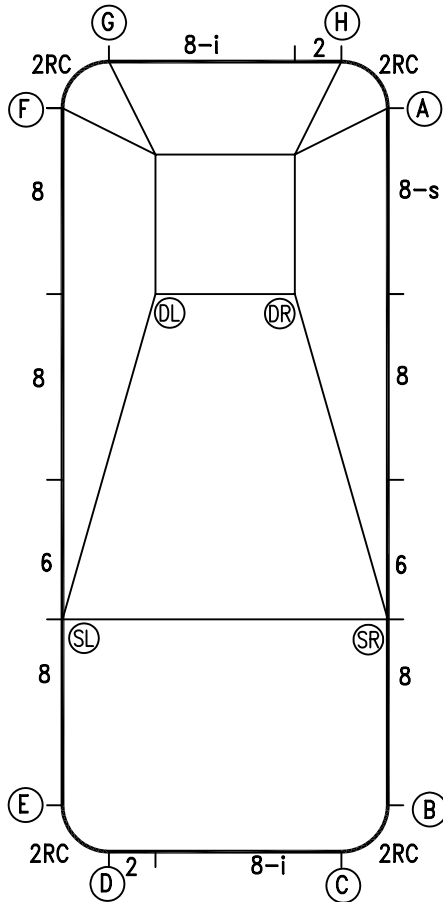
CONCRETE DECK INFO

WIDTH	AREA	NET INCREASES FOR:			
		STEPS	DIVING	SLIDE	ROLLER
2'	197	13	27	24	10
2'6"	251	17	31	20	10
3'	306	20	36	16	10

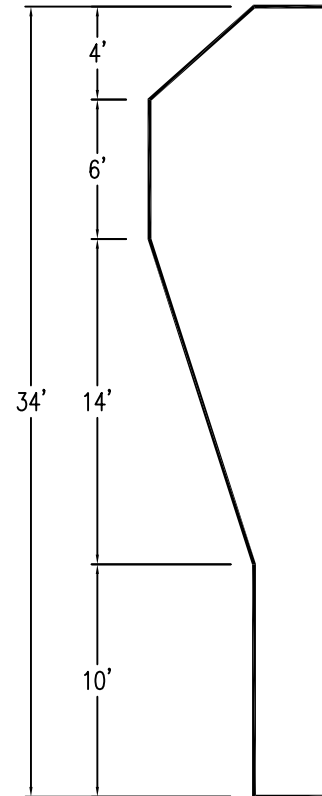
All Figures Represent "Sq Ft"

PARTS LIST

CODE	QTY	DESCRIPTION
8-s	1	8' Skimmer
8-i	2	8' Return
8	5	8' Plain
6	2	6' Plain
2	2	2' Plain
2RC	4	3'2 Plain x 2' Rad Cnr
AF	16	A-Frame
S	32	Stake
NB	96	Nuts & Bolts



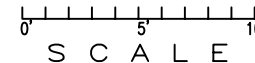
6" WATER LINE - - -



INSTALLATION DATA

From Point "A" to:-		From Point "B" to:-	
B	30'-0"	B	34'-2 1/8"
C	32'-0 3/4"	C	12'-1 7/8"
D	34'-2 1/8"	D	14'-0"
E	33'-1 1/4"	E	33'-1 1/4"
F	14'-0"	F	34'-2 1/8"
G	12'-1 7/8"	G	32'-0 3/4"
H	2'-9 7/8"	H	16'-1 1/2"
SL	26'-0 7/8"	SL	8'-0"
SR	22'-0"	SR	24'-1 7/8"
DL	12'-9 5/8"	DL	22'-4 3/8"
DR	8'-11 3/8"	DR	

*ALL DIMENSIONS ARE FINISHED



NOTICE

SWIMMING POOLS AND ACCESSORIES (INCLUDING DIVING BOARDS) ARE DANGEROUS WHEN IMPROPERLY USED OR INSTALLED. IT IS THE RESPONSIBILITY OF MUNICIPAL OFFICIALS, BUILDERS AND POOL OWNERS TO ADHERE TO ALL SAFETY RECOMMENDATIONS AND STANDARDS ISSUED BY THE POOL & HOT TUB COUNCIL, LOCAL AUTHORITIES AND EQUIPMENT MANUFACTURERS. PLEASE REFER TO DIVING BOARD MANUFACTURERS FOR CORRECT POSITIONING AND INSTALLATION OF DIVING EQUIPMENT.