

MISCELLANEOUS INFORMATION

PERIMETER:	99'5"
SURFACE AREA:	605 SQ FT
VOLUME:	17838 IMP GALS 81163 LITER

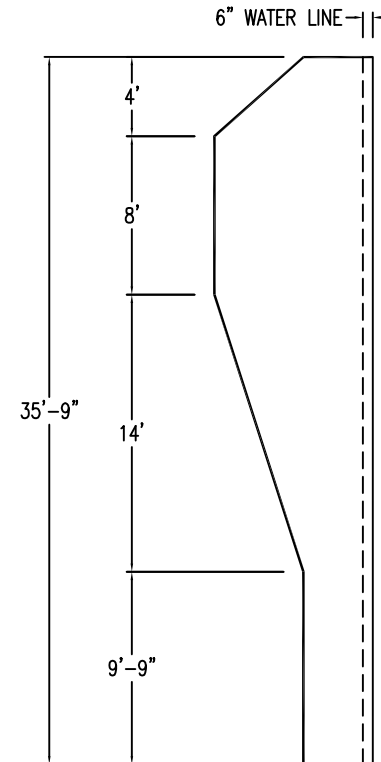
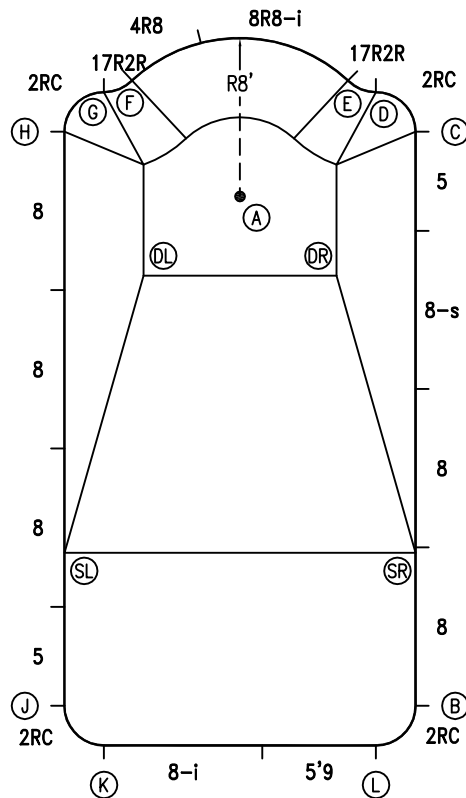
CONCRETE DECK INFO

WIDTH	AREA	NET INCREASES FOR:			
		STEPS	DIVING	SLIDE	ROLLER
2'	211	13	27	24	10
2'6"	0	17	31	20	10
3'	0	20	36	16	10

All Figures Represent "Sq Ft"

PARTS LIST

CODE	QTY	DESCRIPTION
2RC	4	3'2" Plain x 2' Rad Cnr
8	5	8' Plain
8-s	1	8' Skimmer
5	2	5' Plain
17R2R	2	1'7" Plain x 2' Reverse Radius
8R8-i	1	8' Return x 8' Radius
4R8	1	4' Plain x 8' Radius
8-i	1	8' Return
5'g	1	5'9" Plain
AF	18	A-Frame
S	36	Stakes
NB	108	Nuts & Bolts

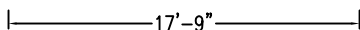


INSTALLATION DATA

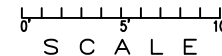
From Point "A" to:-		From Point "B" to:-	
B	27'-2 1/2"	B	29'-0"
C	9'-5 1/4"	C	29'-0"
D	8'-7 3/4"	D	31'-0 3/4"
E	8'-0"	E	31'-9 1/4"
F	8'-0"	F	34'-8"
G	8'-7 3/4"	G	34'-9 1/4"
H	9'-5 1/4"	H	34'-0"
J	27'-2 1/2"	J	17'-8 3/4"
K	28'-6 3/4"	K	15'-10 1/4"
L	28'-6 3/4"	L	2'-9 3/4"
SL	20'-0 3/4"	SL	19'-4 1/4"
SR	20'-0 3/4"	SR	7'-8 3/4"
DL	6'-3 1/2"	DL	25'-8 1/2"
DR	6'-3 1/2"	DR	22'-1 1/4"

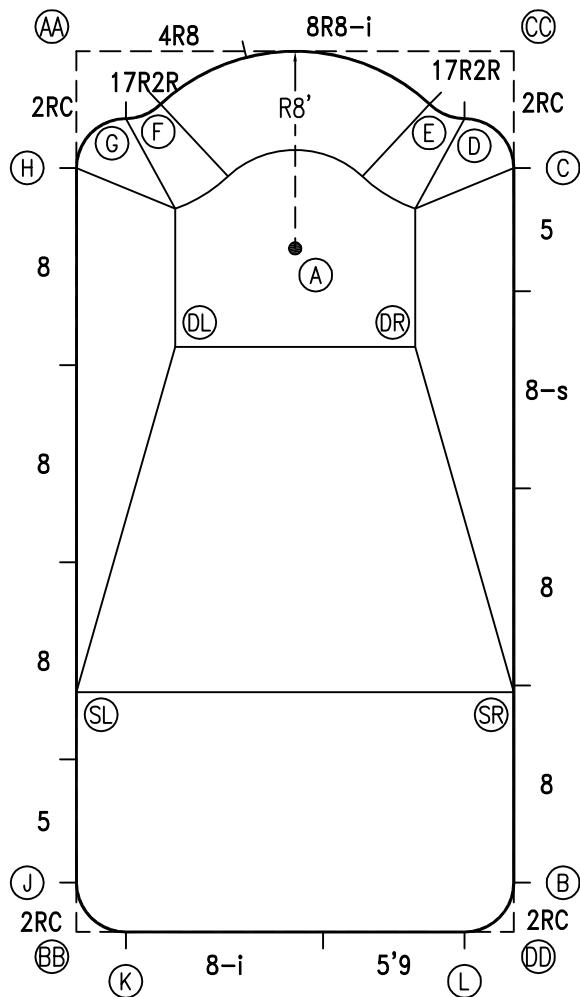
NOTICE

SWIMMING POOLS AND ACCESSORIES (INCLUDING DIVING BOARDS) ARE DANGEROUS WHEN IMPROPERLY USED OR INSTALLED. IT IS THE RESPONSIBILITY OF MUNICIPAL OFFICIALS, BUILDERS AND POOL OWNERS TO ADHERE TO ALL SAFETY RECOMMENDATIONS AND STANDARDS ISSUED BY THE POOL & HOT TUB COUNCIL, LOCAL AUTHORITIES AND EQUIPMENT MANUFACTURERS. PLEASE REFER TO DIVING BOARD MANUFACTURERS FOR CORRECT POSITIONING AND INSTALLATION OF DIVING EQUIPMENT.



*ALL DIMENSIONS ARE FINISHED





EXTERNAL INSTALLATION DATA

AA TO:	BB TO:	CC TO:	DD TO:
AA ---	AA 35'-8 3/4"	AA 17'-8 3/4"	AA 39'-10 3/4"
BB ---	BB ---	BB 39'-10 3/4"	BB 17'-8 3/4"
CC ---	CC ---	CC ---	CC 35'-8 3/4"
A 11'-11 1/4"	A 29'-1 1/4"	A 11'-11 1/4"	A 29'-1 1/4"
B 38'-1 1/4"	B 17'-10 1/4"	B 33'-8 3/4"	B 2'-0"
C 18'-4 1/4"	C 35'-8 1/2"	C 4'-8 3/4"	C 31'-0"
D 15'-11 3/4"	D 36'-6 3/4"	D 3'-4 1/2"	D 33'-0 3/4"
E 14'-5 3/4"	E 36'-6"	E 4'-0 1/4"	E 33'-9"
F 4'-0 1/4"	F 33'-9"	F 14'-5 3/4"	F 36'-6"
G 3'-4 1/2"	G 33'-0 3/4"	G 15'-11 3/4"	G 36'-6 3/4"
H 4'-8 3/4"	H 31'-0"	H 18'-4 1/4"	H 35'-8 1/2"
J 33'-8 3/4"	J 2'-0"	J 38'-1 1/4"	J 17'-10 1/4"
K 35'-9 1/2"	K 2'-0"	K 39'-0 1/2"	K 15'-8 3/4"
L 39'-0 1/2"	L 15'-8 3/4"	L 35'-9 1/2"	L 2'-0"
SL 26'-0"	SL 9'-8 3/4"	SL 31'-5 3/4"	SL 20'-2 3/4"
SR 31'-5 3/4"	SR 20'-2 3/4"	SR 26'-0"	SR 9'-8 3/4"
DL 12'-7 3/4"	DL 24'-0 3/4"	DL 18'-2 3/4"	DL 27'-5"
DR 18'-2 3/4"	DR 27'-5"	DR 12'-7 3/4"	DR 24'-0 3/4"

DIAGONALS

From Point "B" to:-	From Point "C" to:-
C 29'-0"	C
D 31'-0 3/4"	D 2'-9 7/8"
E 31'-9 1/4"	E 4'-3 3/8"
F 34'-8 1/8"	F 14'-6 5/8"
G 34'-9 1/4"	G 15'-10 3/8"
H 34'-0"	H 17'-8 7/8"
J 17'-8 7/8"	J 34'-0"
K 15'-10 3/8"	K 34'-9 1/4"
L 2'-9 7/8"	L 31'-0 3/4"

NOTICE

SWIMMING POOLS AND ACCESSORIES (INCLUDING DIVING BOARDS) ARE DANGEROUS WHEN IMPROPERLY USED OR INSTALLED. IT IS THE RESPONSIBILITY OF MUNICIPAL OFFICIALS, BUILDERS AND POOL OWNERS TO ADHERE TO ALL SAFETY RECOMMENDATIONS AND STANDARDS ISSUED BY THE POOL & HOT TUB COUNCIL, LOCAL AUTHORITIES AND EQUIPMENT MANUFACTURERS. PLEASE REFER TO DIVING BOARD MANUFACTURERS FOR CORRECT POSITIONING AND INSTALLATION OF DIVING EQUIPMENT.

