

### MISCELLANEOUS INFORMATION

PERIMETER:-	92'-6 3/4"
SURFACE AREA:	473.0 SQ FT
VOLUME:	12460 IMP GALS 56691 L

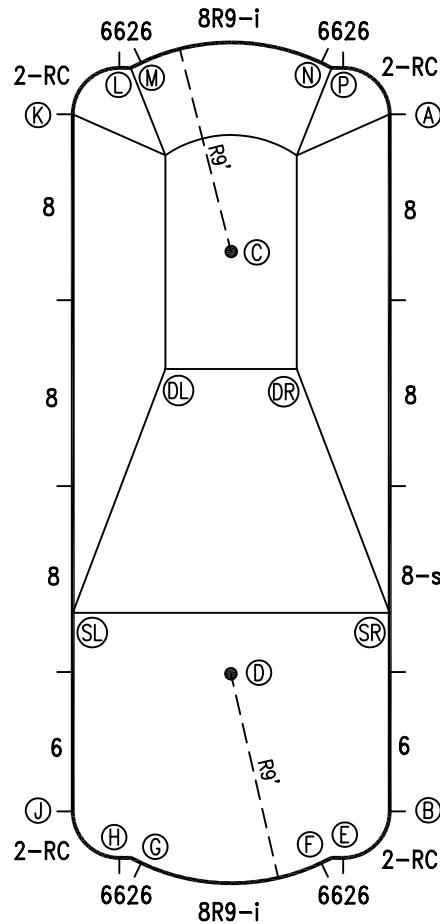
### PARTS LIST

CODE	QTY	DESCRIPTION
8-s	1	8' Skim
8	5	8' Plain
6	2	6' Plain
8R9-i	2	8' Return x 9' Radius
2RC	4	3'-1-3/4" Plain x 2' Rad Cnr
6626	4	6"x 6"- 26 Degree Rev Cnr
AF	18	A-Frame
S	36	Stake
NB	108	Nuts & Bolts

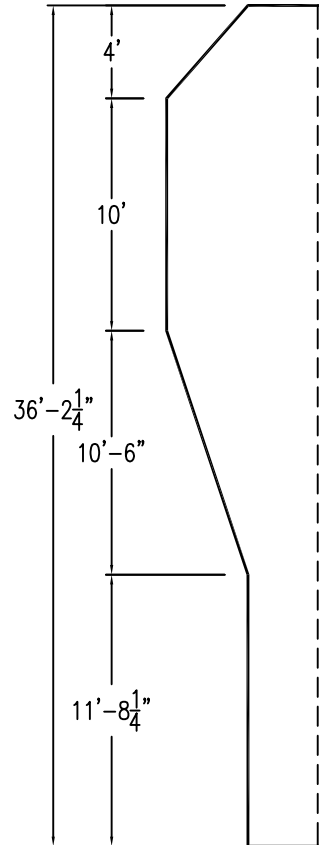
### CONCRETE DECK INFO

WIDTH	AREA	NET INCREASES FOR:			
		STEPS	DIVING	SLIDE	ROLLER
2'	197	13	27	24	10
2'6"	251	17	31	20	10
3'	306	20	36	16	10

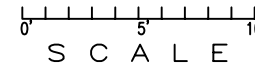
All Figures Represent "Sq Ft"



6" WATER LINE - 11 -



\*ALL DIMENSIONS ARE FINISHED



### INSTALLATION DATA

From Point "A" to:-		From Point "B" to:-	
B	30'-0"	B	25'-0 1/2"
C	9'-0 1/4"	C	9'-0 1/2"
D	25'-0 1/4"	D	2'-9 7/8"
E	32'-0 3/4"	E	3'-8 1/4"
F	32'-4 1/4"	F	10'-11"
G	33'-11 3/8"	G	11'-9 3/4"
H	34'-0 5/8"	H	13'-7 5/8"
J	32'-11 1/2"	J	32'-11 1/2"
K	13'-7 5/8"	K	34'-0 5/8"
L	11'-9 3/4"	L	33'-11 3/8"
M	10'-11"	M	32'-4 1/4"
N	3'-8 1/4"	N	32'-0 3/4"
P	2'-9 7/8"	P	16'-1 1/8"
SL	25'-5 1/8"	SL	8'-6 1/2"
SR	21'-5 1/2"	SR	21'-4 1/8"
DL	14'-7 1/4"	DL	19'-5 1/2"
DR	11'-7 7/8"	DR	

### NOTICE

SWIMMING POOLS AND ACCESSORIES (INCLUDING DIVING BOARDS) ARE DANGEROUS WHEN IMPROPERLY USED OR INSTALLED. IT IS THE RESPONSIBILITY OF MUNICIPAL OFFICIALS, BUILDERS AND POOL OWNERS TO ADHERE TO ALL SAFETY RECOMMENDATIONS AND STANDARDS ISSUED BY THE POOL & HOT TUB COUNCIL, LOCAL AUTHORITIES AND EQUIPMENT MANUFACTURERS. PLEASE REFER TO DIVING BOARD MANUFACTURERS FOR CORRECT POSITIONING AND INSTALLATION OF DIVING EQUIPMENT.

HIGHBURY POOLS LTD

ROMAN - 13'7 x 36'

DRAWING REFERENCE #

75-13-36-1

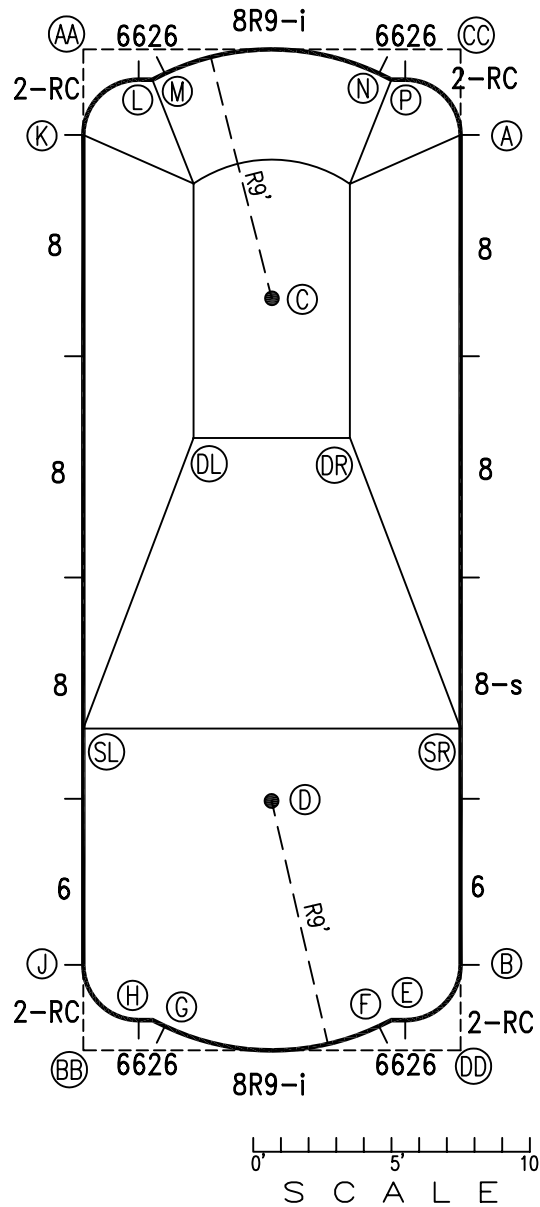
DRAWN BY: BC

REV. 13 FEB 2007

SHEET 1 OF 2

EXTERNAL INSTALLATION DATA

AA TO:	BB TO:	CC TO:	DD TO:
AA ---	AA 36'-2 1/4"	AA 13'-7 5/8"	AA 38'-8 1/8"
BB ---	BB ---	BB 38'-8 1/8"	BB 13'-7 5/8"
CC ---	CC ---	CC ---	CC 36'-2 1/4"
A 13'-11 7/8"	A 35'-9 1/2"	A 3'-1 1/8"	A 33'-1 1/8"
B 35'-9 1/2"	B 13'-11 7/8"	B 33'-1 1/8"	B 3'-1 1/8"
C 11'-3 1/4"	C 28'-0 1/2"	C 11'-3 1/2"	C 28'-0 5/8"
D 28'-0 1/8"	D 11'-3 5/8"	D 28'-0 1/4"	D 11'-3 3/4"
E 36'-11 5/8"	E 11'-8 1/4"	E 35'-1 3/4"	E 2'-3 3/8"
F 36'-10 3/4"	F 10'-8 3/4"	F 35'-5 1/4"	F 3'-0 7/8"
G 35'-5 1/4"	G 3'-0 7/8"	G 36'-10 3/4"	G 10'-8 3/4"
H 35'-1 3/4"	H 2'-3 3/8"	H 36'-11 5/8"	H 11'-8 1/4"
J 33'-1 1/8"	J 3'-1 1/8"	J 35'-9 1/2"	J 13'-11 7/8"
K 3'-1 1/8"	K 33'-1 1/8"	K 13'-11 7/8"	K 35'-9 1/2"
L 2'-3 3/8"	L 35'-1 3/4"	L 11'-8 1/4"	L 36'-11 5/8"
M 3'-0 7/8"	M 35'-5 1/4"	M 10'-8 3/4"	M 36'-10 3/4"
N 10'-8 3/4"	N 36'-10 3/4"	N 3'-0 7/8"	N 35'-5 1/4"
P 11'-8 1/4"	P 36'-11 5/8"	P 2'-3 3/8"	P 35'-1 3/4"
SL 24'-6 5/8"	SL 11'-7 5/8"	SL 28'-1"	SL 17'-11 1/8"
SR 28'-0 7/8"	SR 17'-11 1/8"	SR 24'-6 5/8"	SR 11'-7 5/8"
DL 14'-7 1/4"	DL 22'-5 7/8"	DL 17'-0 1/2"	DL 24'-1 3/4"
DR 17'-0 1/2"	DR 24'-1 3/4"	DR 14'-7 1/4"	DR 22'-5 7/8"



NOTICE

SWIMMING POOLS AND ACCESSORIES (INCLUDING DIVING BOARDS) ARE DANGEROUS WHEN IMPROPERLY USED OR INSTALLED. IT IS THE RESPONSIBILITY OF MUNICIPAL OFFICIALS, BUILDERS AND POOL OWNERS TO ADHERE TO ALL SAFETY RECOMMENDATIONS AND STANDARDS ISSUED BY THE POOL & HOT TUB COUNCIL, LOCAL AUTHORITIES AND EQUIPMENT MANUFACTURERS. PLEASE REFER TO DIVING BOARD MANUFACTURERS FOR CORRECT POSITIONING AND INSTALLATION OF DIVING EQUIPMENT.

HIGHBURY POOLS LTD

ROMAN - 13'7" x 36'

DRAWING REFERENCE #  
75-13-36-1

DRAWN BY: BC  
REV. 13 FEB 2007  
SHEET 2 OF 2