

**MISCELLANEOUS INFORMATION**

PERIMETER:	89'10"
SURFACE AREA:	505 SQ FT
VOLUME:	14800 IMP GALS 67340 LITER

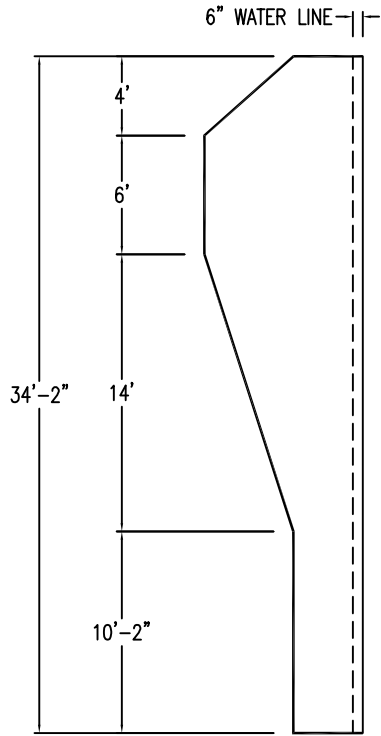
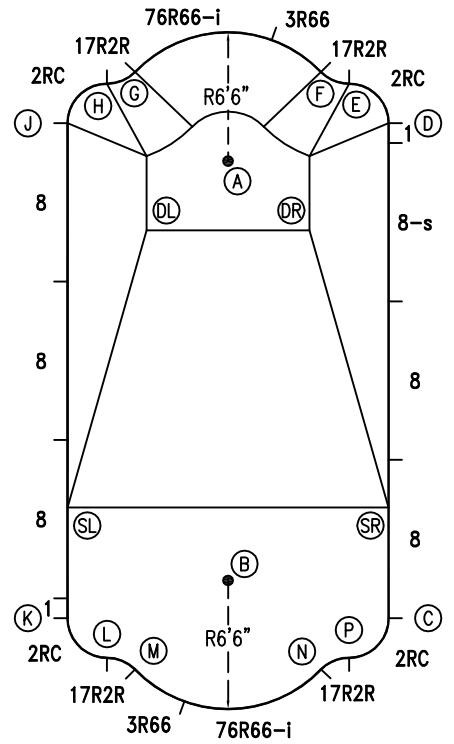
**CONCRETE DECK INFO**

WIDTH	AREA	NET INCREASES FOR:			
		STEPS	DIVING	SLIDE	ROLLER
2'	192	13	27	24	10
2'6"	244	17	31	20	10
3'	298	20	36	16	10

All Figures Represent "Sq Ft"

**PARTS LIST**

CODE	QTY	DESCRIPTION
2RC	4	3'2" Plain x 2' Rad Cnr
8	5	8' Plain
8-s	1	8' Skimmer
1	2	1' Plain
17R2R	4	1'7" Plain x 2' Reverse Radius
3R66	2	3' Plain x 6'6" Radius
76R66-i	2	7'6" Return x 6'6" Radius
AF	20	A-Frame
S	40	Stakes
NB	120	Nuts & Bolts



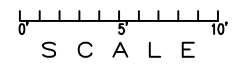
**INSTALLATION DATA**

From Point "A" to:-		From Point "B" to:-	
B	21'-2 1/4"	B	8'-3 3/4"
C	24'-5 3/4"	C	8'-5 3/4"
D	8'-3 3/4"	D	24'-5 3/4"
E	7'-3"	E	25'-9 3/4"
F	6'-6"	F	26'-1 1/4"
G	6'-6"	G	26'-1 1/4"
H	7'-3"	H	25'-9 3/4"
J	8'-3 3/4"	J	24'-5 3/4"
K	24'-5 3/4"	K	8'-3 3/4"
L	25'-9 3/4"	L	7'-3"
M	26'-1 1/4"	M	6'-6"
N	26'-1 1/4"	N	6'-6"
P	25'-9 3/4"	P	7'-3"
SL	19'-3 1/2"	SL	8'-10 3/4"
SR	19'-3 1/2"	SR	8'-10 3/4"
DL	5'-4 3/4"	DL	18'-1 3/4"
DR	5'-4 3/4"	DR	18'-1 3/4"

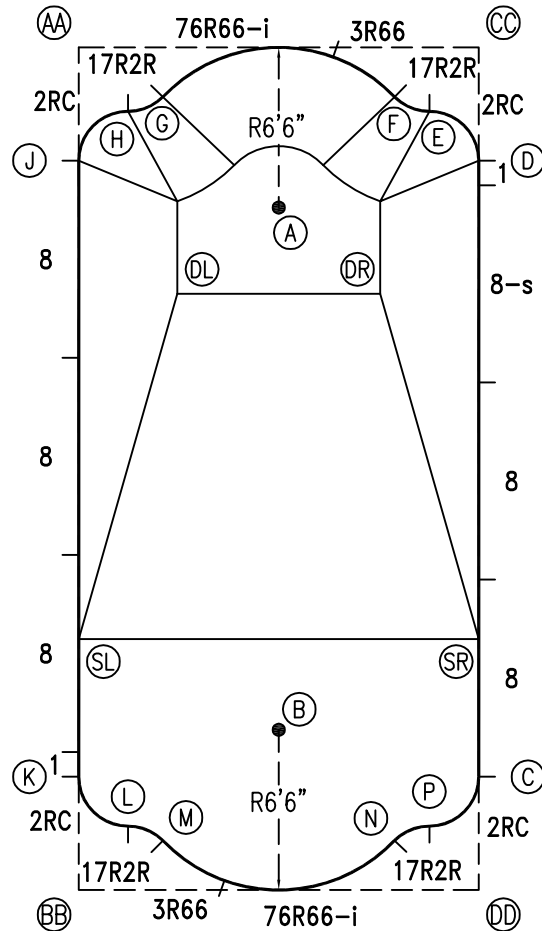
**NOTICE**

SWIMMING POOLS AND ACCESSORIES (INCLUDING DIVING BOARDS) ARE DANGEROUS WHEN IMPROPERLY USED OR INSTALLED. IT IS THE RESPONSIBILITY OF MUNICIPAL OFFICIALS, BUILDERS AND POOL OWNERS TO ADHERE TO ALL SAFETY RECOMMENDATIONS AND STANDARDS ISSUED BY THE POOL & HOT TUB COUNCIL, LOCAL AUTHORITIES AND EQUIPMENT MANUFACTURERS. PLEASE REFER TO DIVING BOARD MANUFACTURERS FOR CORRECT POSITIONING AND INSTALLATION OF DIVING EQUIPMENT.

\*ALL DIMENSIONS ARE FINISHED



PERIMETER: 89'10"

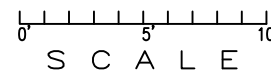


EXTERNAL INSTALLATION DATA

AA TO:	BB TO:	CC TO:	DD TO:
AA ---	AA 34'-2 1/4"	AA 16'-2 3/4"	AA 37'-10"
BB ---	BB ---	BB 37'-10"	BB 16'-2 3/4"
CC ---	CC ---	CC ---	CC 34'-2 1/4"
A 10'-4 3/4"	A 28'-10 1/4"	A 10'-4 3/4"	A 28'-10 1/4"
B 28'-10 1/4"	B 10'-4 3/4"	B 28'-10 1/4"	B 10'-4 3/4"
C 33'-8 3/4"	C 16'-10 1/4"	C 29'-7"	C 4'-7"
D 16'-10 1/4"	D 33'-8 3/4"	D 4'-7"	D 29'-7"
E 14'-5 1/2"	E 34'-7 3/4"	E 3'-3 1/4"	E 31'-7 3/4"
F 12'-11 1/2"	F 34'-7 1/2"	F 3'-11 1/2"	F 32'-4 1/4"
G 3'-11 1/2"	G 32'-4 1/4"	G 12'-11 1/2"	G 34'-7 1/2"
H 3'-3 1/4"	H 31'-7 3/4"	H 14'-5 1/2"	H 34'-7 3/4"
J 4'-7"	J 29'-7"	J 16'-10 1/4"	J 33'-8 3/4"
K 29'-7"	K 4'-7"	K 33'-8 3/4"	K 16'-10 1/4"
L 31'-7 3/4"	L 3'-3 1/4"	L 34'-7 3/4"	L 14'-5 1/2"
M 32'-4 1/4"	M 3'-11 1/2"	M 34'-7 1/2"	M 12'-11 1/2"
N 34'-7 1/2"	N 12'-11 1/2"	N 32'-4 1/4"	N 3'-11 1/2"
P 34'-7 3/4"	P 14'-5 1/2"	P 31'-7 3/4"	P 3'-3 1/4"
SL 24'-0"	SL 10'-2 1/4"	SL 28'-11 1/2"	SL 19'-1 3/4"
SR 28'-11 1/2"	SR 19'-1 3/4"	SR 24'-0"	SR 10'-2 1/4"
DL 10'-9 1/4"	DL 24'-6"	DL 15'-9 1/2"	DL 27'-1 1/4"
DR 15'-9 1/2"	DR 27'-1 1/4"	DR 10'-9 1/4"	DR 24'-6"

DIAGONALS

From Point "C" to:-	From Point "D" to:-
D 25'-0"	D
E 27'-0 7/8"	E 2'-9 7/8"
F 27'-9 1/2"	F 4'-3 3/8"
G 30'-4 7/8"	G 13'-0 7/8"
H 30'-6 1/4"	H 14'-4 3/8"
J 29'-9 5/8"	J 16'-2 3/4"
K 16'-2 3/4"	K 29'-9 5/8"
L 14'-4 3/8"	L 30'-6 1/4"
M 13'-0 7/8"	M 30'-4 7/8"
N 4'-3 3/8"	N 27'-9 1/2"
P 2'-9 7/8"	P 27'-0 7/8"



NOTICE

SWIMMING POOLS AND ACCESSORIES (INCLUDING DIVING BOARDS) ARE DANGEROUS WHEN IMPROPERLY USED OR INSTALLED. IT IS THE RESPONSIBILITY OF MUNICIPAL OFFICIALS, BUILDERS AND POOL OWNERS TO ADHERE TO ALL SAFETY RECOMMENDATIONS AND STANDARDS ISSUED BY THE POOL & HOT TUB COUNCIL, LOCAL AUTHORITIES AND EQUIPMENT MANUFACTURERS. PLEASE REFER TO DIVING BOARD MANUFACTURERS FOR CORRECT POSITIONING AND INSTALLATION OF DIVING EQUIPMENT.

HIGHBURY POOLS LTD

ROMAN - 16 x 34

DRAWING REFERENCE #  
75-16-34-1

DRAWN BY: JK  
REV. 2 AUG 13  
SHEET 2 OF 2