

MISCELLANEOUS INFORMATION

PERIMETER:	62'
SURFACE AREA:	224 SQ FT
VOLUME:	5670 IMP GALS 25798 LITER

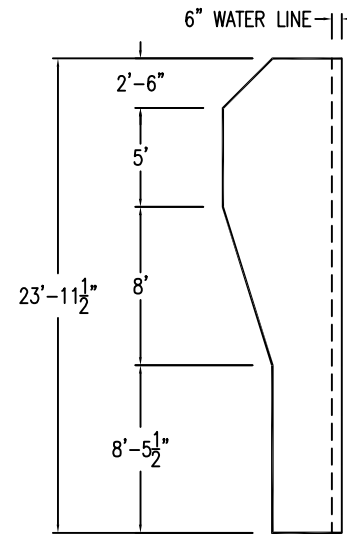
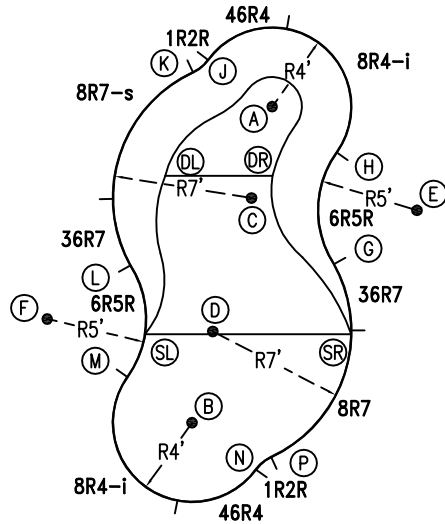
CONCRETE DECK INFO

WIDTH	AREA	NET INCREASES FOR:			
		STEPS	DIVING	SLIDE	ROLLER
2'	136	13	27	24	10
2'6"	174	17	31	20	10
3'	214	20	36	16	10

All Figures Represent "Sq Ft"

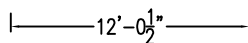
PARTS LIST

CODE	QTY	DESCRIPTION
8R7	1	8' Plain x 7' Radius
36R7	2	3'6" Plain x 7' Radius
6R5R	2	6' Plain x 5' Reverse Radius
8R4-i	2	8' Return x 4' Radius
46R4	2	4'6" Plain x 4' Radius
1R2R	2	1' Plain x 2' Reverse Radius
8R7-s	1	8' Skimmer x 7' Radius
AF	12	A-Frame
S	24	Stakes
NB	72	Nuts & Bolts

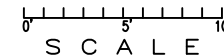


INSTALLATION DATA

From Point "A" to:-		From Point "B" to:-	
B	16'-5 1/2"	B	4'-0"
C	4'-8 3/4"	C	11'-8 3/4"
D	11'-8 3/4"	D	4'-8 3/4"
E	9'-0"	E	15'-7 1/2"
F	15'-7 1/2"	F	9'-0"
G	8'-6 1/2"	G	10'-8 3/4"
H	4'-0"	H	15'-5 3/4"
J	4'-0"	J	18'-4"
K	4'-4 1/4"	K	17'-8 1/4"
L	10'-8 3/4"	L	8'-6 1/2"
M	15'-5 3/4"	M	4'-0"
N	18'-4"	N	4'-0"
P	17'-8 1/4"	P	4'-4 1/4"
SL	13'-2"	SL	5'-0 3/4"
SR	12'-2"	SR	9'-2 1/4"
DL	6'-5 1/4"	DL	12'-6 1/2"
DR	3'-6"	DR	13'-1 1/4"

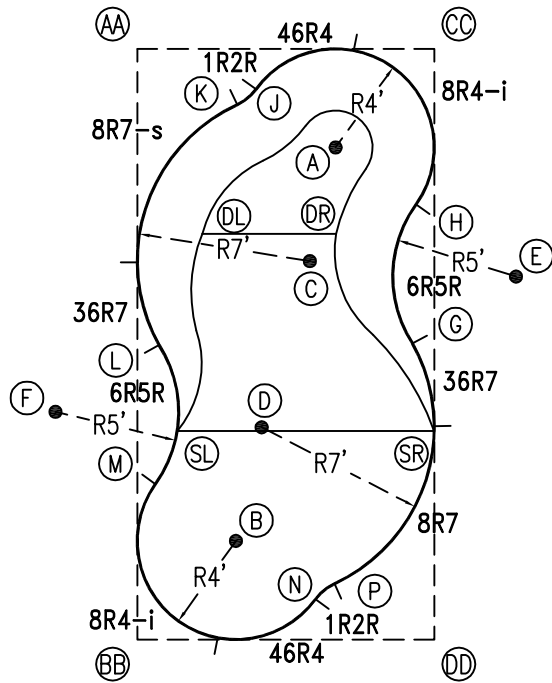


*ALL DIMENSIONS ARE FINISHED



NOTICE

SWIMMING POOLS AND ACCESSORIES (INCLUDING DIVING BOARDS) ARE DANGEROUS WHEN IMPROPERLY USED OR INSTALLED. IT IS THE RESPONSIBILITY OF MUNICIPAL OFFICIALS, BUILDERS AND POOL OWNERS TO ADHERE TO ALL SAFETY RECOMMENDATIONS AND STANDARDS ISSUED BY THE POOL & HOT TUB COUNCIL, LOCAL AUTHORITIES AND EQUIPMENT MANUFACTURERS. PLEASE REFER TO DIVING BOARD MANUFACTURERS FOR CORRECT POSITIONING AND INSTALLATION OF DIVING EQUIPMENT.



EXTERNAL INSTALLATION DATA

AA TO:	BB TO:	CC TO:	DD TO:
AA ---	AA 23'-11 1/2"	AA 12'-0 1/2"	AA 26'-9 3/4"
BB ---	BB ---	BB 26'-9 3/4"	BB 12'-0 1/2"
CC ---	CC ---	CC ---	CC 23'-11 1/2"
A 8'-11 3/4"	A 21'-6 1/4"	A 5'-7 3/4"	A 20'-4 1/4"
B 20'-4 1/4"	B 5'-7 3/4"	B 21'-6 1/4"	B 8'-11 3/4"
C 11'-1"	C 16'-10 1/2"	C 9'-11 3/4"	C 16'-1 3/4"
D 16'-1 3/4"	D 9'-11 3/4"	D 16'-10 1/2"	D 11'-1"
E 17'-11"	E 21'-3 1/4"	E 9'-9 3/4"	E 15'-1"
F 15'-1"	F 9'-9 3/4"	F 21'-3 1/4"	F 17'-11"
G 16'-4 1/4"	G 16'-4 3/4"	G 11'-11 3/4"	G 12'-0 1/2"
H 12'-11 1/4"	H 20'-11 1/2"	H 6'-4 1/4"	H 17'-8"
J 5'-1"	J 22'-10"	J 7'-4 3/4"	J 23'-5 1/2"
K 4'-7 1/2"	K 22'-0 3/4"	K 8'-3 3/4"	K 23'-1 1/2"
L 12'-0 1/2"	L 11'-11 3/4"	L 16'-4 3/4"	L 16'-4 1/4"
M 17'-8"	M 6'-4 1/4"	M 20'-11 1/2"	M 12'-11 1/4"
N 23'-5 1/2"	N 7'-4 3/4"	N 22'-10"	N 5'-1"
P 23'-1 1/2"	P 8'-3 3/4"	P 22'-0 3/4"	P 4'-7 1/2"
SL 15'-7"	SL 8'-7 1/4"	SL 18'-8"	SL 13'-5"
SR 19'-7 1/2"	SR 14'-8 1/2"	SR 15'-6"	SR 8'-5 1/2"
DL 7'-11 1/4"	DL 16'-8"	DL 12'-0 1/4"	DL 18'-11 1/2"
DR 11'-0"	DR 18'-4"	DR 8'-5 3/4"	DR 16'-11 1/4"

DIAGONALS

From Point "G" to:-	From Point "H" to:-
H 5'-7 3/4"	H 8'-0"
J 12'-1 3/8"	J 8'-3 3/4"
K 12'-0 1/4"	K 11'-10 5/8"
L 10'-3 3/8"	M 15'-6 1/8"
M 11'-10 5/8"	N 16'-6 3/8"
N 11'-1 1/8"	P 15'-8 7/8"
P 10'-2 7/8"	

NOTICE

SWIMMING POOLS AND ACCESSORIES (INCLUDING DIVING BOARDS) ARE DANGEROUS WHEN IMPROPERLY USED OR INSTALLED. IT IS THE RESPONSIBILITY OF MUNICIPAL OFFICIALS, BUILDERS AND POOL OWNERS TO ADHERE TO ALL SAFETY RECOMMENDATIONS AND STANDARDS ISSUED BY THE POOL & HOT TUB COUNCIL, LOCAL AUTHORITIES AND EQUIPMENT MANUFACTURERS. PLEASE REFER TO DIVING BOARD MANUFACTURERS FOR CORRECT POSITIONING AND INSTALLATION OF DIVING EQUIPMENT.

