

MISCELLANEOUS INFORMATION

PERIMETER:	77'1"
SURFACE AREA:	365 SQ FT
VOLUME:	12189 IMP GALS 55460 LITER

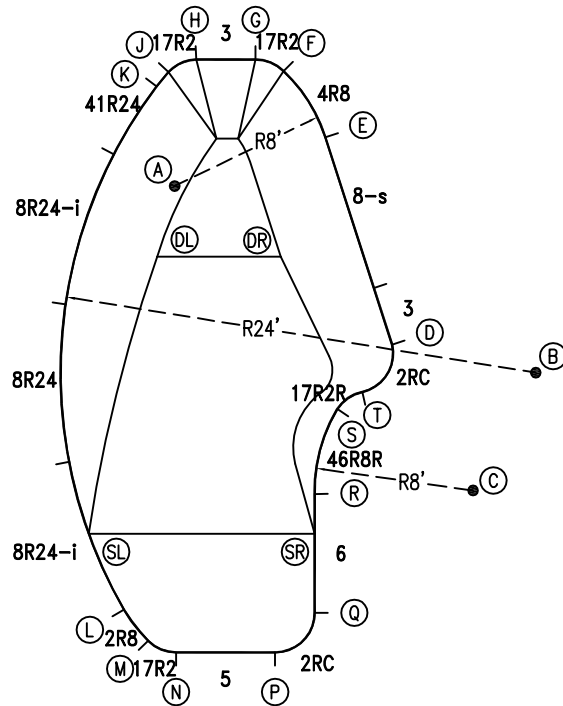
CONCRETE DECK INFO

WIDTH	AREA	NET INCREASES FOR:			
		STEPS	DIVING	SLIDE	ROLLER
2'	167	13	27	24	10
2'6"	0	17	31	20	10
3'	0	20	36	16	10

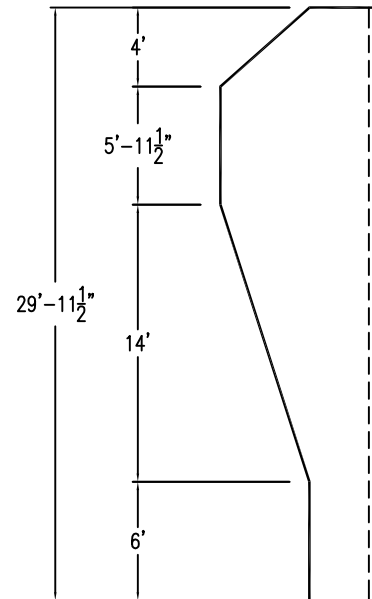
All Figures Represent "Sq Ft"

PARTS LIST

CODE	QTY	DESCRIPTION
4R8	1	4' Plain x 8' Radius
8-s	1	8' Skimmer
3	2	3' Plain
2RC	2	3'2" Plain x 2' Rad Cnr
17R2R	1	1'7" Plain x 2' Reverse Radius
46R8R	1	4'6" Plain x 8' Reverse Radius
6	1	6' Plain
5	1	5' Plain
17R2	3	1'7" Plain x 2' Radius
2R8	1	2' Plain x 8' Radius
8R24-i	2	8' Return x 24' Radius
8R24	1	8' Plain x 24' Radius
41R24	1	4'1" Plain x 24' Radius
011R8	1	0'11" Plain x 8' Radius
AF	19	A-Frame
S	38	Stakes
NB	114	Nuts & Bolts

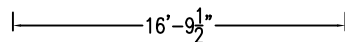


6" WATER LINE



INSTALLATION DATA

From Point "A" to:-		From Point "B" to:-	
B	20'-6 1/4"	B	6'-8 3/4"
C	21'-6 1/2"	C	7'-4 1/2"
D	13'-7"	D	7'-4 1/2"
E	8'-0"	E	15'-11 1/4"
F	8'-0"	F	19'-10 1/4"
G	7'-7"	G	21'-2 3/4"
H	6'-5 3/4"	H	23'-4"
J	5'-9 1/4"	J	23'-11 3/4"
K	5'-1 1/4"	K	24'-0"
L	21'-6 1/2"	L	24'-0"
M	23'-0"	M	23'-9 3/4"
N	23'-6 3/4"	N	23'-0"
P	24'-1"	P	19'-3 3/4"
Q	22'-8 1/4"	Q	16'-5 3/4"
R	17'-1"	R	12'-8 3/4"
S	13'-11 1/4"	S	10'-2 1/4"
T	14'-0 3/4"	T	8'-9 3/4"
SL	18'-1"	SL	24'-0"
SR	18'-11 1/4"	SR	13'-9 3/4"
DL	3'-8"	DL	20'-0"
DR	6'-5"	DR	14'-1 3/4"



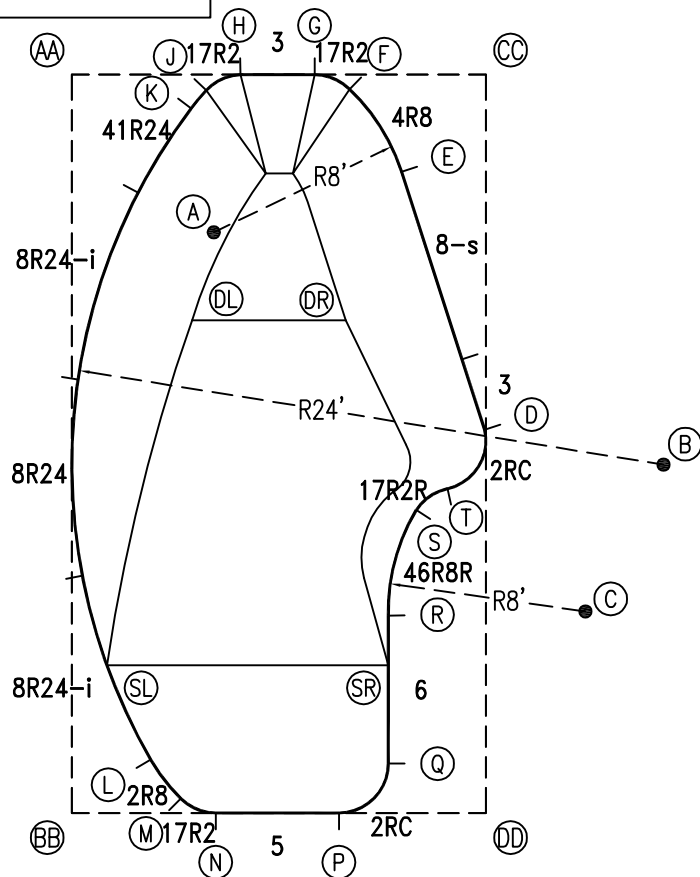
*ALL DIMENSIONS ARE FINISHED



NOTICE

SWIMMING POOLS AND ACCESSORIES (INCLUDING DIVING BOARDS) ARE DANGEROUS WHEN IMPROPERLY USED OR INSTALLED. IT IS THE RESPONSIBILITY OF MUNICIPAL OFFICIALS, BUILDERS AND POOL OWNERS TO ADHERE TO ALL SAFETY RECOMMENDATIONS AND STANDARDS ISSUED BY THE POOL & HOT TUB COUNCIL, LOCAL AUTHORITIES AND EQUIPMENT MANUFACTURERS. PLEASE REFER TO DIVING BOARD MANUFACTURERS FOR CORRECT POSITIONING AND INSTALLATION OF DIVING EQUIPMENT.

PERIMETER: 77'1"



DIAGONALS

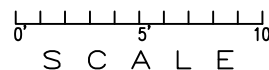
From Point "D" to:-		From Point "E" to:-	
E	11'-0"	E	
F	14'-10 3/8"	F	3'-11 1/2"
G	15'-11 5/8"	G	5'-3 3/8"
H	17'-5 3/4"	H	7'-7 3/8"
J	17'-9 3/4"	J	8'-6 7/8"
K	17'-7 7/8"	K	8'-10 7/8"
L	19'-0 1/2"	L	25'-11 1/4"
M	19'-4 5/8"	M	26'-11 1/2"
N	18'-11 7/8"	N	27'-1"
P	16'-7 5/8"	P	26'-1 5/8"
Q	14'-1 1/4"	Q	24'-0 1/4"
R	8'-6"	R	18'-0 1/4"
S	4'-3 3/8"	S	13'-8 7/8"
T	2'-9 7/8"	T	13'-0"

EXTERNAL INSTALLATION DATA

AA TO:	BB TO:	CC TO:	DD TO:
AA	AA 29'-11 1/4"	AA 16'-9 1/2"	AA 34'-4"
BB	BB --	BB 34'-4"	BB 16'-9 1/2"
CC	CC --	CC --	CC 29'-11 1/4"
A	A 24'-3"	A 12'-9"	A 26'-0 1/4"
B	B 27'-10 1/4"	B 17'-4 1/2"	B 15'-10 1/4"
C	C 22'-4 1/2"	C 22'-1 3/4"	C 9'-1 1/4"
D	D 22'-10 1/4"	D 14'-4 3/4"	D 15'-6 1/2"
E	E 29'-3"	E 5'-2 1/2"	E 26'-2 3/4"
F	F 31'-5 1/4"	F 5'-6 3/4"	F 29'-10 1/2"
G	G 31'-6 1/4"	G 6'-11 1/4"	G 30'-8 3/4"
H	H 30'-8 1/2"	H 9'-11 1/4"	H 31'-6 3/4"
J	J 29'-9 3/4"	J 11'-4 1/4"	J 31'-5 1/4"
K	K 28'-11 3/4"	K 12'-0 1/4"	K 30'-11 3/4"
L	L 3'-10 1/4"	L 30'-11 1/4"	L 13'-9 1/4"
M	M 4'-5 1/2"	M 31'-10 1/4"	M 12'-4 1/2"
N	N 5'-10"	N 31'-10 3/4"	N 10'-11 1/2"
P	P 10'-10"	P 30'-6 1/2"	P 5'-11 1/2"
Q	Q 12'-11 3/4"	Q 28'-2 3/4"	Q 4'-5 1/4"
R	R 15'-1 1/2"	R 22'-3 1/2"	R 8'-11"
S	S 18'-7 1/4"	S 17'-10 1/2"	S 12'-7 1/4"
T	T 20'-1 1/2"	T 16'-10 1/4"	T 13'-2 3/4"
SL	SL 6'-1 3/4"	SL 28'-5 1/2"	SL 16'-6"
SR	SR 14'-1 3/4"	SR 24'-3 1/4"	SR 7'-2 1/4"
DL	DL 20'-6 3/4"	DL 15'-6 1/4"	DL 23'-3 1/4"
DR	DR 22'-10 1/2"	DR 11'-5 1/2"	DR 20'-9 1/4"

NOTICE

SWIMMING POOLS AND ACCESSORIES (INCLUDING DIVING BOARDS) ARE DANGEROUS WHEN IMPROPERLY USED OR INSTALLED. IT IS THE RESPONSIBILITY OF MUNICIPAL OFFICIALS, BUILDERS AND POOL OWNERS TO ADHERE TO ALL SAFETY RECOMMENDATIONS AND STANDARDS ISSUED BY THE POOL & HOT TUB COUNCIL, LOCAL AUTHORITIES AND EQUIPMENT MANUFACTURERS. PLEASE REFER TO DIVING BOARD MANUFACTURERS FOR CORRECT POSITIONING AND INSTALLATION OF DIVING EQUIPMENT.



HIGHBURY POOLS LTD

WASAGA - RIGHT 16 x 17 x 30

DRAWING REFERENCE #
94-16-30-2

DRAWN BY: JK
REV. 28 AUG 13
SHEET 2 OF 2