

MISCELLANEOUS INFORMATION

PERIMETER:	102'4"
SURFACE AREA:	677 SQ FT
VOLUME:	17947 IMP GALS 81659 LITER

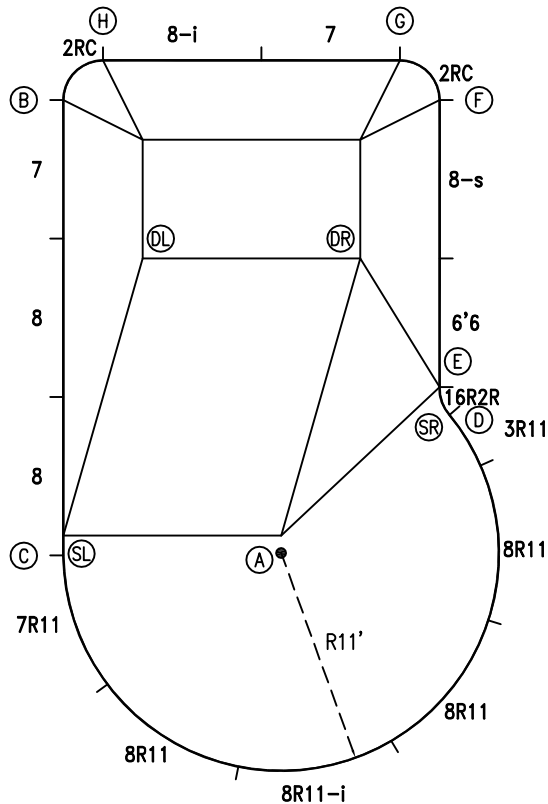
CONCRETE DECK INFO

WIDTH	AREA	NET INCREASES FOR:			
		STEPS	DIVING	SLIDE	ROLLER
2'	217	13	27	24	10
2'6"	275	17	31	20	10
3'	335	20	36	16	10

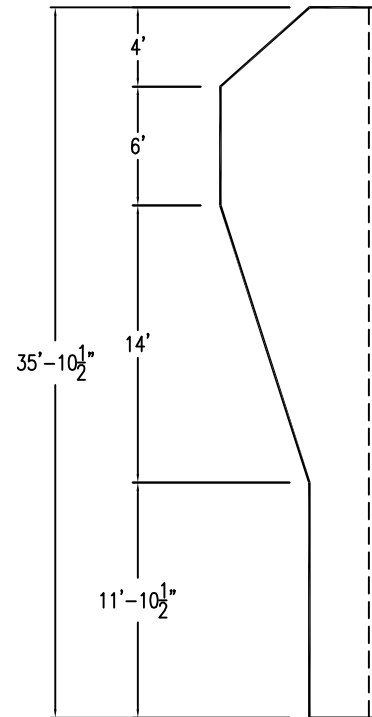
All Figures Represent "Sq Ft"

PARTS LIST

CODE	QTY	DESCRIPTION
3R11	1	3' Plain x 11' Radius
8R11	3	8' Plain x 11' Radius
8R11-i	1	8' Return x 11' Radius
7R11	1	7' Plain x 11' Radius
8	2	8' Plain
7	2	7' Plain
2RC	2	3'2" Plain x 2' Rad Cnr
8-i	1	8' Return
8-s	1	8' Skimmer
6'6	1	6'6" Plain
16R2R	1	1'6" Plain x 2' Reverse Radius
AF	16	A-Frame
S	32	Stakes
NB	96	Nuts & Bolts



6" WATER LINE



INSTALLATION DATA

From Point "A" to:-		From Point "B" to:-	
B	25'-4 3/4"	B	23'-0"
C	11'-0"	C	23'-2"
D	11'-0"	D	25'-2"
E	11'-7"	E	23'-10 3/4"
F	24'-2 3/4"	F	19'-0"
G	25'-7"	G	17'-1 1/4"
H	26'-5 1/2"	H	2'-9 3/4"
SL	11'-0 1/4"	SL	22'-0"
SR	11'-7"	SR	23'-10 3/4"
DL	16'-5 1/4"	DL	8'-11 1/4"
DR	15'-4 3/4"	DR	17'-0"

22'

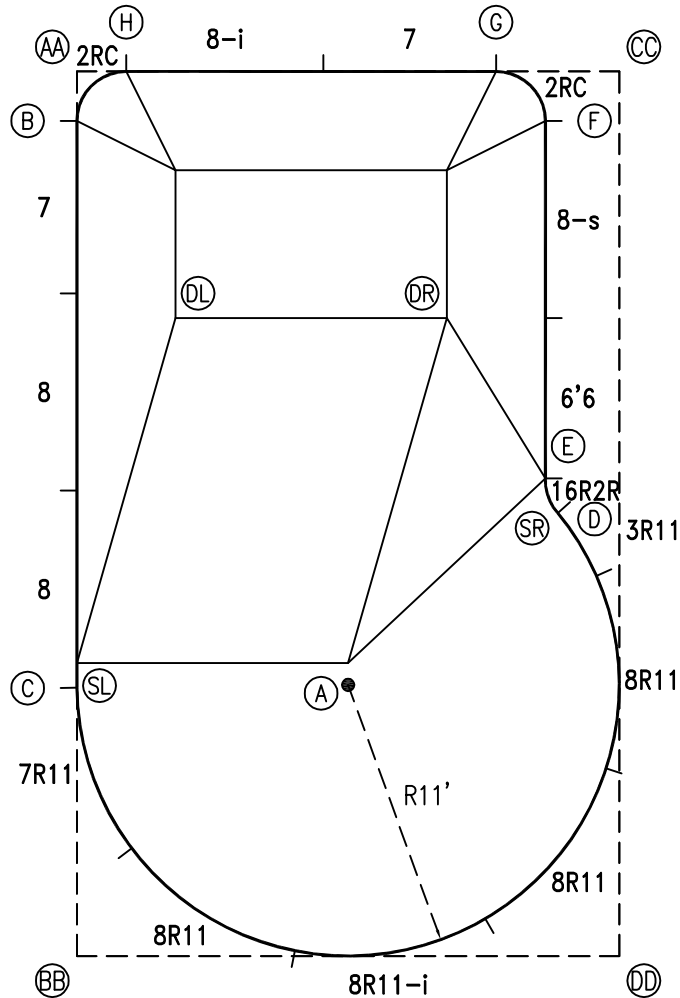
*ALL DIMENSIONS ARE FINISHED



NOTICE

SWIMMING POOLS AND ACCESSORIES (INCLUDING DIVING BOARDS) ARE DANGEROUS WHEN IMPROPERLY USED OR INSTALLED. IT IS THE RESPONSIBILITY OF MUNICIPAL OFFICIALS, BUILDERS AND POOL OWNERS TO ADHERE TO ALL SAFETY RECOMMENDATIONS AND STANDARDS ISSUED BY THE POOL & HOT TUB COUNCIL, LOCAL AUTHORITIES AND EQUIPMENT MANUFACTURERS. PLEASE REFER TO DIVING BOARD MANUFACTURERS FOR CORRECT POSITIONING AND INSTALLATION OF DIVING EQUIPMENT.

PERIMETER: 102'4"



EXTERNAL INSTALLATION DATA

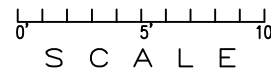
AA TO:	BB TO:	CC TO:	DD TO:
AA ---	AA 35'-10 1/2"	AA 22'-0"	AA 42'-1"
BB ---	BB ---	BB 42'-1"	BB 22'-0"
CC ---	CC ---	CC ---	CC 35'-10 1/2"
A 27'-2 1/2"	A 15'-6 1/2"	A 27'-2 1/2"	A 15'-6 1/2"
B 2'-0"	B 33'-10 1/2"	B 22'-1"	B 40'-4 3/4"
C 25'-0"	C 10'-10 1/2"	C 33'-3 1/2"	C 24'-6 1/2"
D 26'-5 3/4"	D 26'-6 1/4"	D 18'-1"	D 18'-1 3/4"
E 25'-2"	E 27'-1 1/2"	E 16'-9 1/4"	E 19'-7 1/4"
F 19'-1 1/4"	F 38'-10"	F 3'-7 1/4"	F 34'-0 1/4"
G 17'-0"	G 39'-8 1/2"	G 5'-0"	G 36'-2 3/4"
H 2'-0"	H 35'-11 1/4"	H 20'-0"	H 41'-0 3/4"
SL 24'-0"	SL 11'-10 1/2"	SL 32'-6 1/2"	SL 25'-0"
SR 25'-2"	SR 27'-1 1/2"	SR 16'-9 1/4"	SR 19'-7 1/4"
DL 10'-9 1/4"	DL 26'-2 1/4"	DL 20'-7"	DL 31'-6 1/4"
DR 18'-0 1/4"	DR 29'-11"	DR 12'-2 1/2"	DR 26'-9 3/4"

DIAGONALS

From Point "B" to:-		From Point "C" to:-	
C	23'-0"	C	
D	25'-2 1/8"	D	20'-9"
E	23'-10 7/8"	E	20'-9 3/4"
F	19'-0"	F	29'-9 7/8"
G	17'-1 3/8"	G	30'-2 3/4"
H	2'-9 7/8"	H	25'-0 7/8"

NOTICE

SWIMMING POOLS AND ACCESSORIES (INCLUDING DIVING BOARDS) ARE DANGEROUS WHEN IMPROPERLY USED OR INSTALLED. IT IS THE RESPONSIBILITY OF MUNICIPAL OFFICIALS, BUILDERS AND POOL OWNERS TO ADHERE TO ALL SAFETY RECOMMENDATIONS AND STANDARDS ISSUED BY THE POOL & HOT TUB COUNCIL, LOCAL AUTHORITIES AND EQUIPMENT MANUFACTURERS. PLEASE REFER TO DIVING BOARD MANUFACTURERS FOR CORRECT POSITIONING AND INSTALLATION OF DIVING EQUIPMENT.



HIGHBURY POOLS LTD

CAPRI - RIGHT 19 x 22 x 36

DRAWING REFERENCE #
5-22-36-2

DRAWN BY: JK
REV. 17 JUN 13
SHEET 2 OF 2