

MISCELLANEOUS INFORMATION

PERIMETER:	72'9"
SURFACE AREA:	338 SQ FT
VOLUME:	8052 IMP GALS 36637 LITER

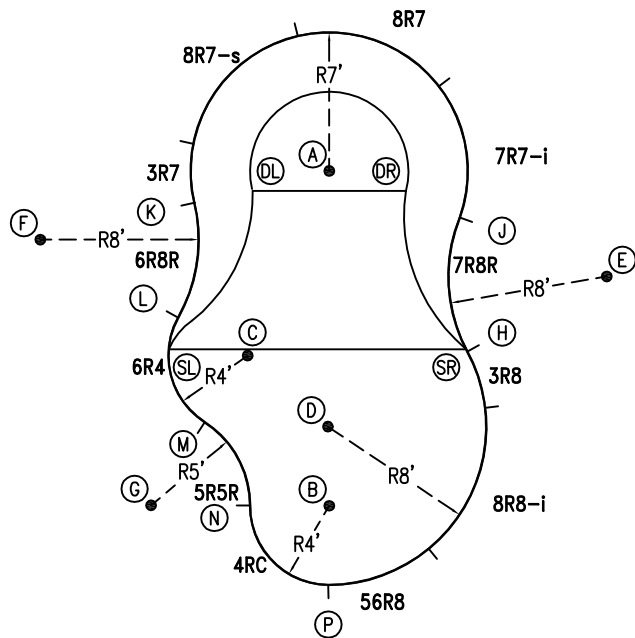
CONCRETE DECK INFO

WIDTH	AREA	NET INCREASES FOR:			
		STEPS	DIVING	SLIDE	ROLLER
2'	158	13	27	24	10
2'6"	202	17	31	20	10
3'	247	20	36	16	10

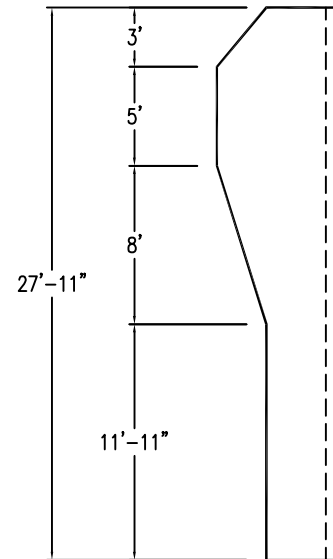
All Figures Represent "Sq Ft"

PARTS LIST

CODE	QTY	DESCRIPTION
3R7	1	3' Plain x 7' Radius
8R7-s	1	8' Skimmer x 7' Radius
8R7	1	8' Plain x 7' Radius
7R7-i	1	7' Return x 7' Radius
7R8R	1	7' Plain x 8' Reverse Radius
3R8	1	3' Plain x 8' Radius
8R8-i	1	8' Return x 8' Radius
56R8	1	5'6" Plain x 8' Radius
4RC	1	6'3" Plain x 4' Rad Cnr
5R5R	1	5' Plain x 5' Reverse Radius
6R4	1	6' Plain x 4' Radius
6R8R	1	6' Plain x 8' Reverse Radius
AF	12	A-Frame
S	24	Stakes
NB	72	Nuts & Bolts



6" WATER LINE



INSTALLATION DATA

From Point "A" to:-		From Point "B" to:-	
B	16'-10 3/4"	B	4'-0"
C	10'-2 1/4"	C	8'-7 1/2"
D	12'-10 3/4"	D	4'-0"
E	15'-0"	E	18'-2 1/4"
F	15'-0"	F	19'-10"
G	19'-1 1/2"	G	9'-0"
H	11'-5 3/4"	H	10'-5 1/2"
J	7'-0"	J	15'-11 3/4"
K	7'-0"	K	16'-9"
L	10'-7 1/2"	L	12'-2 1/4"
M	14'-1 3/4"	M	7'-6 3/4"
N	17'-4 1/4"	N	4'-0"
P	20'-10 3/4"	P	4'-0"
SL	12'-1 1/4"	SL	11'-3 3/4"
SR	11'-4 1/4"	SR	10'-6"
DL	4'-0"	DL	16'-4 1/2"
DR	4'-0"	DR	16'-4 1/2"

16'-0 1/2"

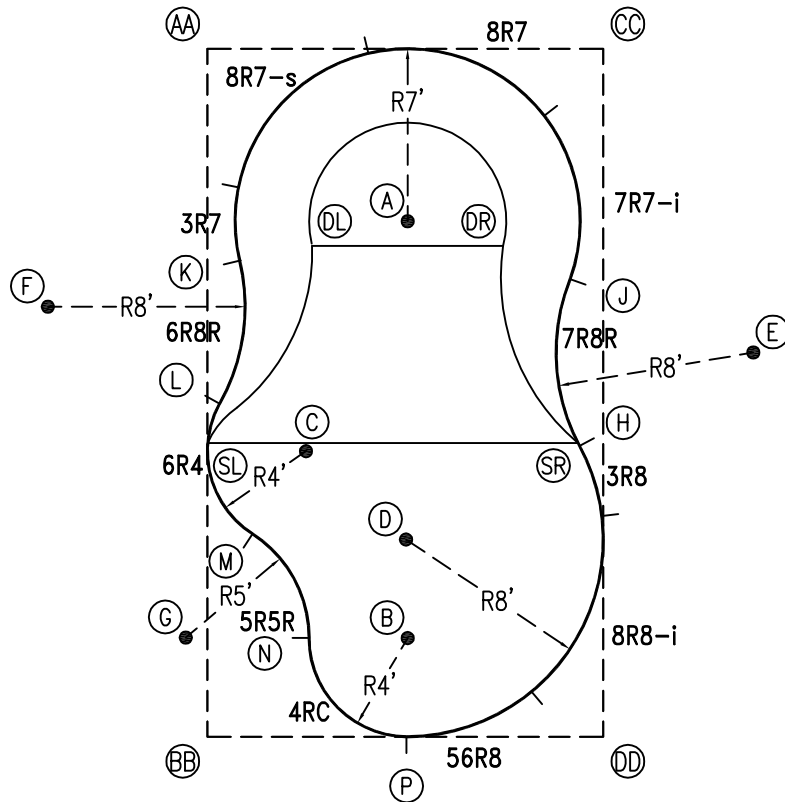
*ALL DIMENSIONS ARE FINISHED



NOTICE

SWIMMING POOLS AND ACCESSORIES (INCLUDING DIVING BOARDS) ARE DANGEROUS WHEN IMPROPERLY USED OR INSTALLED. IT IS THE RESPONSIBILITY OF MUNICIPAL OFFICIALS, BUILDERS AND POOL OWNERS TO ADHERE TO ALL SAFETY RECOMMENDATIONS AND STANDARDS ISSUED BY THE POOL & HOT TUB COUNCIL, LOCAL AUTHORITIES AND EQUIPMENT MANUFACTURERS. PLEASE REFER TO DIVING BOARD MANUFACTURERS FOR CORRECT POSITIONING AND INSTALLATION OF DIVING EQUIPMENT.

PERIMETER: 72'9"



EXTERNAL INSTALLATION DATA

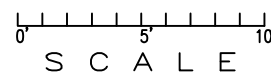
AA TO:	BB TO:	CC TO:	DD TO:
AA ---	AA 27'-10 3/4"	AA 16'-0 1/2"	AA 32'-2 1/4"
BB ---	BB ---	BB 32'-2 1/4"	BB 16'-0 1/2"
CC ---	CC ---	CC ---	CC 27'-10 3/4"
A 10'-8 1/2"	A 22'-5 1/4"	A 10'-6 3/4"	A 22'-4 1/4"
B 25'-3"	B 9'-0 1/2"	B 25'-2 1/4"	B 8'-10 1/2"
C 16'-9 3/4"	C 12'-3"	C 20'-3 1/2"	C 16'-8 1/2"
D 21'-5 3/4"	D 11'-4 1/4"	D 21'-5 1/2"	D 11'-3 3/4"
E 25'-4"	E 27'-0 3/4"	E 13'-8 3/4"	E 16'-8 3/4"
F 12'-3 1/2"	F 18'-7 1/4"	F 24'-10"	F 28'-5 3/4"
G 23'-10 3/4"	G 4'-1 1/4"	G 29'-3 1/4"	G 17'-4 3/4"
H 22'-1"	H 19'-1 3/4"	H 16'-1 3/4"	H 11'-10"
J 17'-5 1/4"	J 23'-8 1/4"	J 9'-5 1/4"	J 18'-7 1/4"
K 8'-8 1/4"	K 19'-4 1/4"	K 17'-0 3/4"	K 24'-3 1/2"
L 14'-4 3/4"	L 13'-6 1/4"	L 21'-2 1/2"	L 20'-7 1/4"
M 19'-9 1/4"	M 8'-5"	M 24'-3 1/2"	M 16'-5"
N 24'-3"	N 5'-9"	N 26'-8 1/2"	N 12'-7"
P 29'-0 3/4"	P 8'-0 3/4"	P 29'-0 1/4"	P 7'-11 3/4"
SL 16'-0"	SL 11'-10 3/4"	SL 22'-7 3/4"	SL 19'-11 3/4"
SR 21'-11 1/2"	SR 19'-2 1/4"	SR 16'-0 1/4"	SR 11'-11 1/2"
DL 9'-0 3/4"	DL 20'-4 1/4"	DL 14'-3"	DL 23'-1 3/4"
DR 14'-5"	DR 23'-2 3/4"	DR 8'-11 1/2"	DR 20'-3 3/4"

DIAGONALS

From Point "H" to:-		From Point "J" to:-	
J	6'-9 3/8"	J	
K	15'-8 1/2"	K	13'-5 1/8"
L	14'-8 1/2"	L	15'-1 1/8"
M	13'-8 7/8"	M	16'-6 1/4"
N	13'-5 1/2"	N	18'-0"
P	13'-8 3/4"	P	19'-8 5/8"

NOTICE

SWIMMING POOLS AND ACCESSORIES (INCLUDING DIVING BOARDS) ARE DANGEROUS WHEN IMPROPERLY USED OR INSTALLED. IT IS THE RESPONSIBILITY OF MUNICIPAL OFFICIALS, BUILDERS AND POOL OWNERS TO ADHERE TO ALL SAFETY RECOMMENDATIONS AND STANDARDS ISSUED BY THE POOL & HOT TUB COUNCIL, LOCAL AUTHORITIES AND EQUIPMENT MANUFACTURERS. PLEASE REFER TO DIVING BOARD MANUFACTURERS FOR CORRECT POSITIONING AND INSTALLATION OF DIVING EQUIPMENT.



HIGHBURY POOLS LTD

ODYSSEY I - RIGHT 14 x 16 x 28

DRAWING REFERENCE #
49-14-28-2

DRAWN BY: JK
REV. 22 AUG 13
SHEET 2 OF 2