

MISCELLANEOUS INFORMATION

PERIMETER:	104'10"
SURFACE AREA:	651 SQ FT
VOLUME:	17978 IMP GALS 81800 LITER

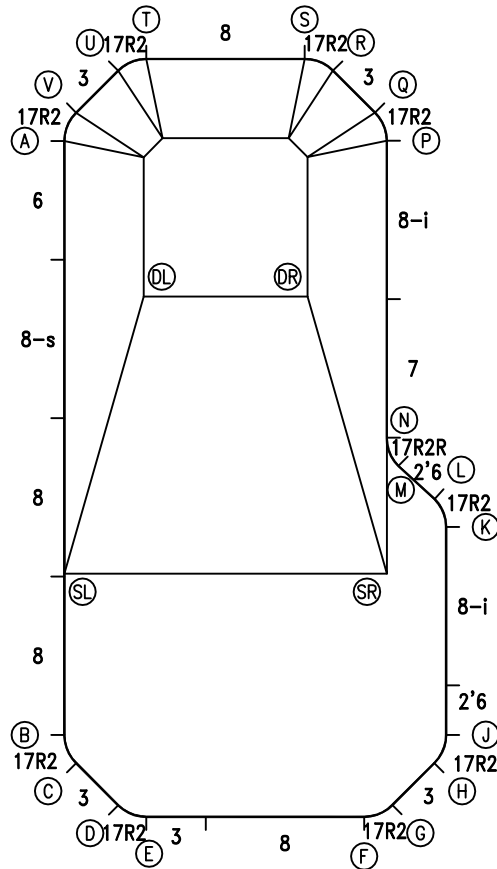
CONCRETE DECK INFO

WIDTH	AREA	NET INCREASES FOR:			
		STEPS	DIVING	SLIDE	ROLLER
2'	223	13	27	24	10
2'6"	282	17	31	20	10
3'	0	20	36	16	10

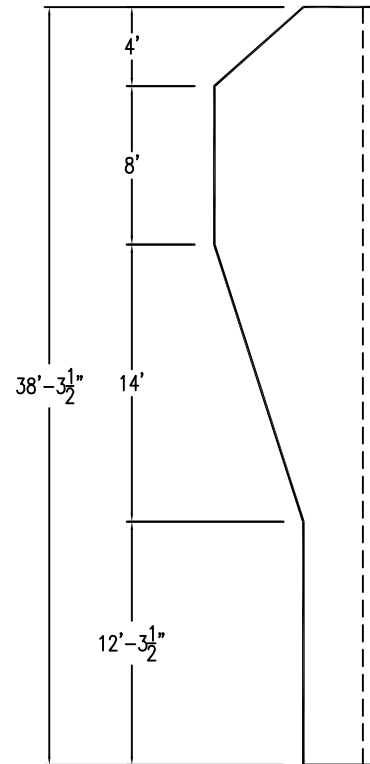
All Figures Represent "Sq Ft"

PARTS LIST

CODE	QTY	DESCRIPTION
17R2	9	1'7" Plain x 2' Radius
8	4	8' Plain
8-s	1	8' Skimmer
6	1	6' Plain
3	5	3' Plain
8-i	2	8' Return
7	1	7' Plain
17R2R	1	1'7" Plain x 2' Reverse Radius
2'6	2	2'6" Plain
AF	26	A-Frame
S	52	Stakes
NB	156	Nuts & Bolts



6" WATER LINE

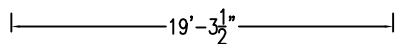


INSTALLATION DATA

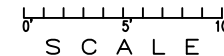
From Point "A" to:-		From Point "B" to:-	
B	30'-0"	B	1'-6 1/2"
C	31'-5 1/4"	C	4'-5 1/2"
D	33'-7 3/4"	D	5'-10 1/4"
E	34'-4 3/4"	E	15'-8 1/4"
F	37'-4 1/4"	F	16'-11 1/4"
G	37'-4 3/4"	G	18'-8 3/4"
H	36'-6 3/4"	H	19'-3 1/4"
J	35'-7 3/4"	J	21'-11 1/2"
K	27'-5"	K	21'-7 3/4"
L	26'-0"	L	22'-1 3/4"
M	23'-6 1/2"	M	34'-1 3/4"
N	22'-1 1/2"	N	35'-1 1/2"
P	16'-3 1/4"	P	36'-2 1/4"
Q	15'-9"	Q	36'-2 3/4"
R	14'-0 1/4"	R	34'-4 3/4"
S	12'-9 3/4"	S	33'-7 3/4"
T	5'-10 1/4"	T	31'-5 1/4"
U	4'-5 1/2"	U	8'-1 3/4"
V	1'-6 1/2"	V	18'-2 1/2"
SL	21'-10 1/4"	SL	22'-6"
SR	27'-3"	SR	25'-3 3/4"
DL	8'-9 3/4"	DL	
DR	14'-6 3/4"	DR	

NOTICE

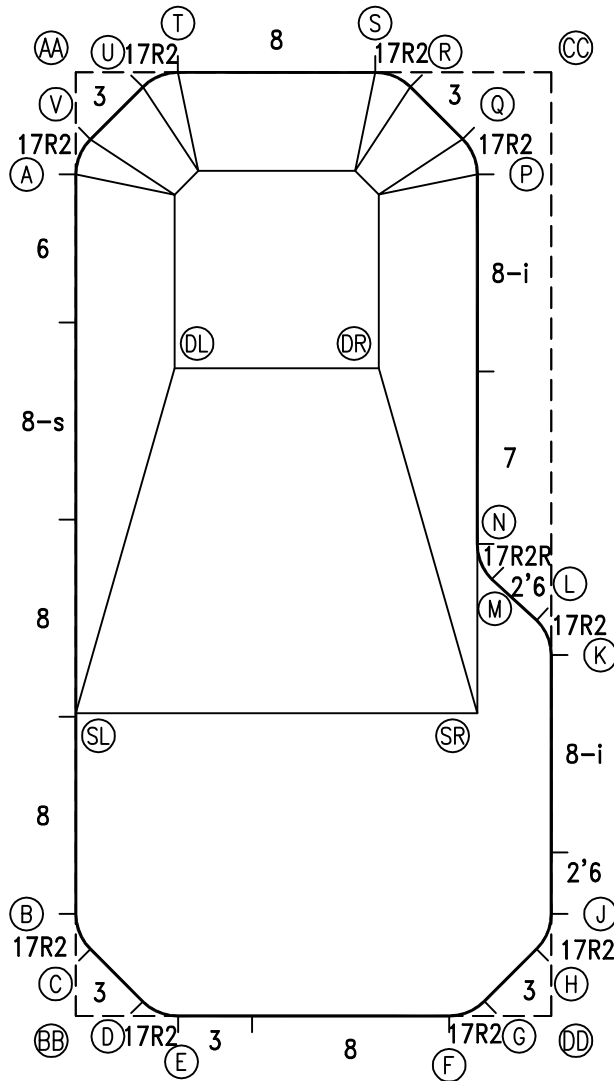
SWIMMING POOLS AND ACCESSORIES (INCLUDING DIVING BOARDS) ARE DANGEROUS WHEN IMPROPERLY USED OR INSTALLED. IT IS THE RESPONSIBILITY OF MUNICIPAL OFFICIALS, BUILDERS AND POOL OWNERS TO ADHERE TO ALL SAFETY RECOMMENDATIONS AND STANDARDS ISSUED BY THE POOL & HOT TUB COUNCIL, LOCAL AUTHORITIES AND EQUIPMENT MANUFACTURERS. PLEASE REFER TO DIVING BOARD MANUFACTURERS FOR CORRECT POSITIONING AND INSTALLATION OF DIVING EQUIPMENT.



*ALL DIMENSIONS ARE FINISHED

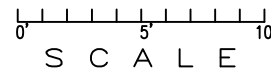


PERIMETER: 104'10"



EXTERNAL INSTALLATION DATA

AA TO:	BB TO:	CC TO:	DD TO:
AA ---	AA 38'-3 1/4"	AA 19'-3 1/4"	AA 42'-10 1/4"
BB ---	BB ---	BB 42'-10 1/4"	BB 19'-3 1/4"
CC ---	CC ---	CC ---	CC 38'-3 1/4"
A 4'-1 1/2"	A 34'-1 3/4"	A 19'-8 1/2"	A 39'-2 1/2"
B 34'-1 3/4"	B 4'-1 1/2"	B 39'-2 1/2"	B 19'-8 1/2"
C 35'-6 3/4"	C 2'-9 1/4"	C 40'-2"	C 18'-10 1/2"
D 37'-9 1/2"	D 2'-9 1/4"	D 41'-2"	D 16'-6 3/4"
E 38'-6"	E 4'-1 3/4"	E 41'-1 3/4"	E 15'-1 1/2"
F 41'-2"	F 15'-1 3/4"	F 38'-6"	F 4'-1 1/2"
G 41'-2"	G 16'-6 3/4"	G 37'-9 1/4"	G 2'-9 1/4"
H 40'-2"	H 18'-10 1/2"	H 35'-6 3/4"	H 2'-9 1/4"
J 39'-2 1/2"	J 19'-8 1/2"	J 34'-1 3/4"	J 4'-1 1/2"
K 30'-6"	K 24'-2 1/2"	K 23'-7 3/4"	K 14'-7 1/2"
L 29'-0 1/2"	L 24'-7 3/4"	L 22'-2 3/4"	L 16'-0 3/4"
M 26'-7"	M 24'-5 1/2"	M 20'-8 1/4"	M 17'-10 1/2"
N 25'-1 1/2"	N 25'-1 1/2"	N 19'-4 1/4"	N 19'-4 1/2"
P 16'-9 1/2"	P 37'-10"	P 5'-1 1/4"	P 34'-3 1/4"
Q 15'-11"	Q 38'-10 1/2"	Q 4'-6"	Q 35'-9"
R 13'-6 3/4"	R 40'-0 3/4"	R 5'-8 3/4"	R 38'-1 1/2"
S 12'-1 1/2"	S 40'-1 3/4"	S 7'-1 3/4"	S 38'-11 1/4"
T 4'-1 1/2"	T 38'-6"	T 15'-1 3/4"	T 41'-2"
U 2'-9 1/4"	U 37'-9 1/4"	U 16'-6 3/4"	U 41'-2"
V 2'-9 1/4"	V 35'-6 3/4"	V 18'-10 1/2"	V 40'-2"
SL 26'-0"	SL 12'-3 1/4"	SL 32'-4 1/2"	SL 22'-10 1/4"
SR 30'-8"	SR 20'-4 3/4"	SR 26'-2"	SR 12'-7 3/4"
DL 12'-7 3/4"	DL 26'-7"	DL 19'-5"	DL 30'-4 3/4"
DR 17'-2"	DR 29'-0"	DR 13'-10 3/4"	DR 27'-2 1/4"



NOTICE

SWIMMING POOLS AND ACCESSORIES (INCLUDING DIVING BOARDS) ARE DANGEROUS WHEN IMPROPERLY USED OR INSTALLED. IT IS THE RESPONSIBILITY OF MUNICIPAL OFFICIALS, BUILDERS AND POOL OWNERS TO ADHERE TO ALL SAFETY RECOMMENDATIONS AND STANDARDS ISSUED BY THE POOL & HOT TUB COUNCIL, LOCAL AUTHORITIES AND EQUIPMENT MANUFACTURERS. PLEASE REFER TO DIVING BOARD MANUFACTURERS FOR CORRECT POSITIONING AND INSTALLATION OF DIVING EQUIPMENT.

HIGHBURY POOLS LTD

PARADISE - RIGHT 16 x 19 x 38

DRAWING REFERENCE #
57-16-38-2

DRAWN BY: JK
REV. 30 JUL 13
SHEET 2 OF 2